

CAPRICORN DISTRICT MUNICIPALITY



2015/16 DRAFT SERVICE DELIVERY AND BUDGET IMPLEMENTATION PLAN

CONTENTS

1. Foreword by the Executive Mayor
2. Introduction
3. Legislations
4. Methodology
5. Vision, Mission and Values
6. Strategic Objectives
7. Monthly Projections of revenue
8. Monthly projections of Expenditure
9. Service Delivery and Performance Indicators and Targets
 - 9.1. Strategic Executive Management Services – Vote 1
 - 9.2. Infrastructure Department – Vote 2
 - 9.3. Corporate Services Department– Vote 3
 - 9.4. Finance Department- Vote 04
 - 9.5. Development, Planning and Environmental Management Services Department- Vote 5
 - 9.6. Community Services Department – Vote 6
10. Conclusion

1. FOREWORD BY THE EXECUTIVE MAYOR



Capricorn District Municipality received unqualified opinion from the Auditor-General for the financial year 14/15 as compared to the financial year 12/13 and 13/14 which we received the qualified Audit opinion respectively. The Service Delivery and Budget Implementation Plan was used to monitor and manage the implementation of the IDP which was tabled by Council. It is important for management to give enough attention to the financial and predetermined objectives of the 2015/16 IDP. Executive Managers, line Managers and other officials are expected to implement the SDBIP diligently.

I am fully aware that the SDBIP is credible in that it complies with the minimum requirements as stipulated in MFMA Circular 32 of 2005. All strategic documents such as the Mid-year Budget and Performance, Annual Performance Report and the Annual Report are informed by the SDBIP. As means to pursue district planning, it will therefore be significant to ensure proper and coherent planning processes which begin with the development of the Integrated Development Plan (IDP), budget and Service Delivery Budget Implementation Plan (SDBIP). The SDBIP is not an isolated document but an integral part of municipal planning as required by Municipal Finance Management Act (MFMA) to meet set standards. The SDBIP gives effect to the IDP. The SDBIP therefore serves as a contract between the administration, council and community expressing the goals and objectives set by the council as quantifiable outcomes that can be implemented by the administration over the next twelve months. This provides the basis for measuring performance in service delivery against end-of-year targets and implementing the budget.

APPROVED BY THE EXECUTIVE MAYOR:

CLR GILBERT KGANYAGO

Date: _____

2. INTRODUCTION

The development, implementation and monitoring of a Service Delivery and Budget Implementation Plan (SDBIP) is required by the Municipal Finance Management Act (MFMA). In terms of Circular 13 of National Treasury, “the SDBIP gives effect to the Integrated Development Plan (IDP) and budget of the municipality and will be possible if the IDP and budget are fully aligned with each other, as required by the MFMA.”

The SDBIP provides the basis for measuring performance in service delivery against quarterly targets and implementing the budget based on monthly projections. Circular 13 further suggests that “the SDBIP provides the vital link between the Mayor, Council (executive) and the administration, and facilitates the process for holding management accountable for its performance. The SDBIP is a management, implementation and monitoring tool that will assist the Mayor, Councillors, Municipal Manager, Executive Managers and community.”

The purpose of the SDBIP is to monitor the execution of the budget, performance of senior management and achievement of the strategic objectives with the Key Performance Indicators set by Council in the IDP. It enables the Municipal Manager to monitor the performance of Executive Managers, the Mayor to monitor the performance of the Municipal Manager, and for the community to monitor the performance of the municipality.

3. LEGISLATIONS

According to the Municipal Finance Management Act (MFMA) the definition of a SDBIP is: 'a detailed plan approved by the Mayor of a municipality in terms of section 53

(1) (c) (ii) for implementing the municipality's delivery of municipal services and its annual budget, and which must

(2) indicate-

(a) projections for each month of-

(i) revenue to be collected, by source; and

(ii) operational and capital expenditure, by vote;

(b) service delivery targets and performance indicators for each quarter'

Section 53 of the MFMA stipulates that the Mayor should approve the SDBIP within 28 days after the approval of the budget. The Executive Mayor must also ensure that the revenue and expenditure projections for each month and the service delivery targets and performance indicators as set out in the SDBIP are made public within 14 days after their approval.

4. METHODOLOGY

The following National Treasury prescriptions, in terms of MFMA Circular 13, as minimum requirements that must form part of the SDBIP are applicable to the Capricorn District Municipality:

1. Monthly projections of revenue to be collected by source
2. Monthly projections of expenditure (operating and capital) and revenue for each vote¹
3. Quarterly projections of service delivery targets and performance indicators for each vote
4. Detailed capital works plan over three years

The IDP objectives need to be quantified and related into key performance indicators.

The Priorities, Objectives and Strategies contained in the IDP lead the way in the development of the Municipal SDBIP. The SDBIP of the Capricorn District Municipality is aligned to the Key Performance Areas (KPA's) as prescribed by the Performance Management Guide for Municipalities of 2001, with the addition of Spatial Rationale.

The service delivery and performance indicators are assigned quarterly targets and responsibilities to monitor performance.

The SDBIP is described as a layered plan. The top layer deals with consolidated service delivery targets and time frames as indicated on this plan. Top Management is held accountable for the implementation of the consolidated projects and Key Performance Indicators.

5. VISION, MISSION AND VALUES

Vision: “Capricorn District, the Home of excellence and opportunities for a better life”

Mission: to provide quality services, in a cost effective and efficient manner, through competent people, partnerships, information, knowledge management creating sustainability of economic development in the interest of all stakeholders.

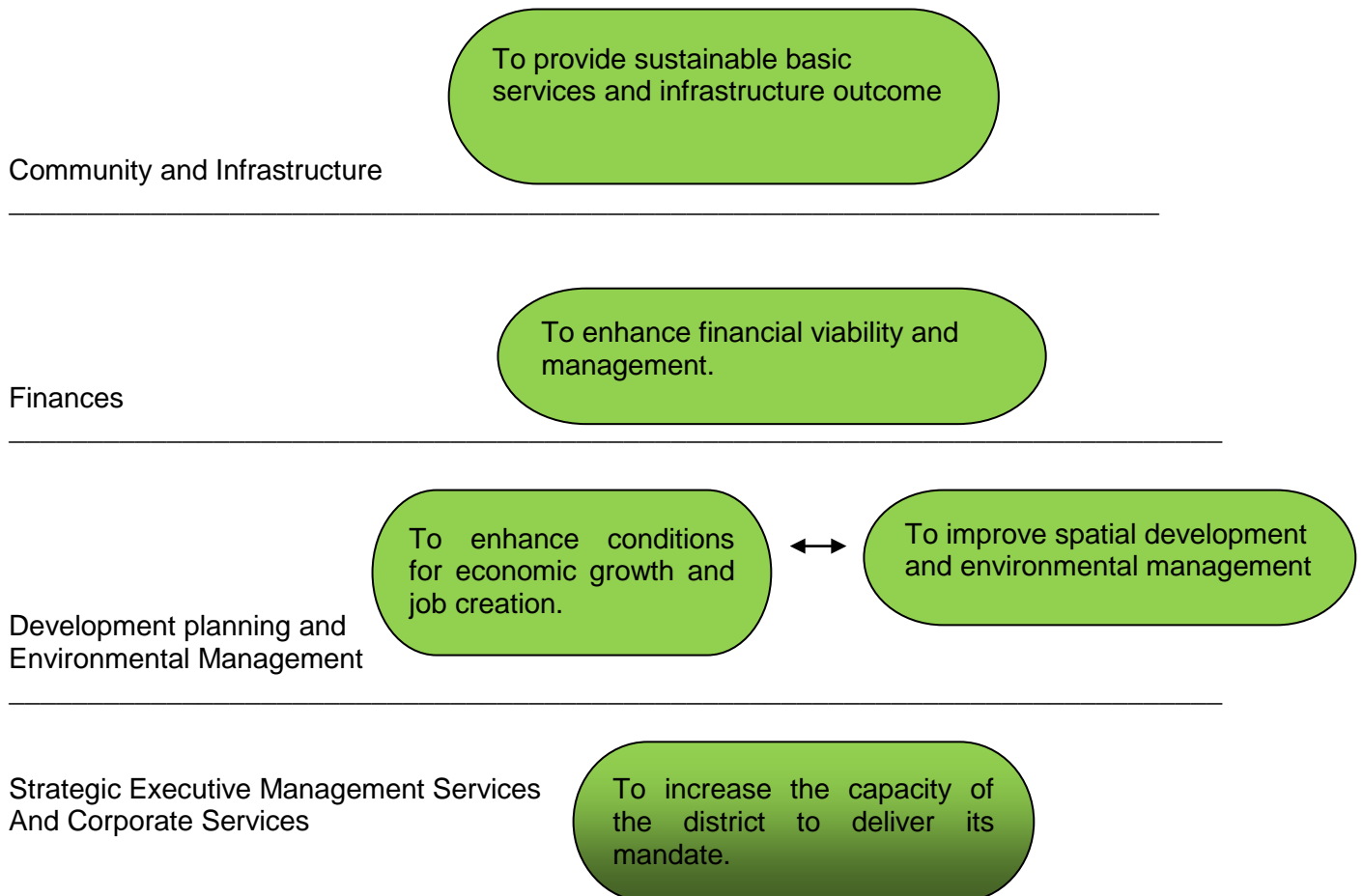
VALUES

I - RESPECT

I	Integrity
R	Responsibility
E	Excellence
S	Service
P	Partnership
E	Empowerment
C	Communication/Commitment
T	Trust

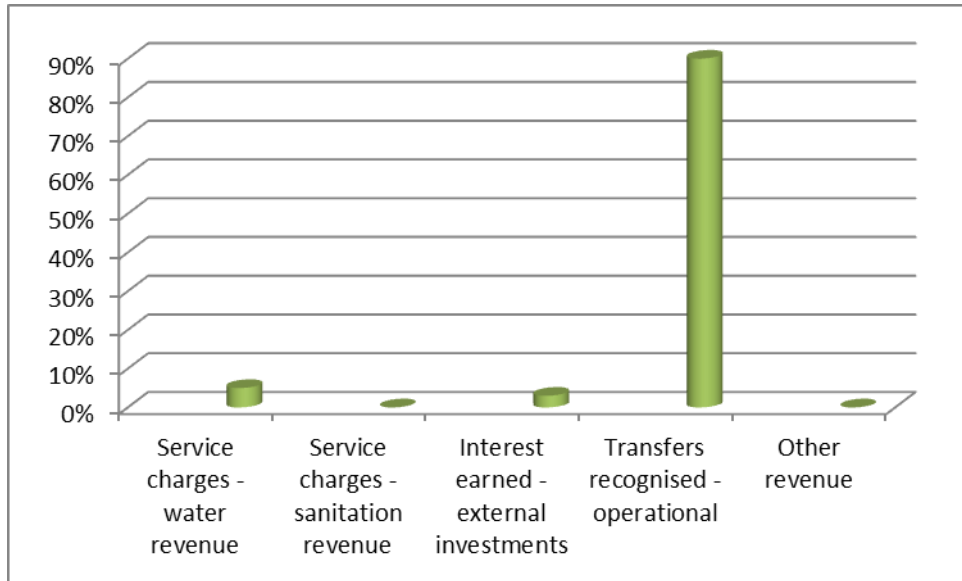
6. STRATEGIC OBJECTIVES

The Strategic Objectives of Capricorn District Municipality are indicated on the strategy map below. These objectives serve as the road map on how the municipality plans to be the Home of excellence and opportunities for a better life. These objectives were positioned in terms of the Departments. All outputs contained in the SDBIP are aligned to the attainment of one or more of these objectives below:



7. REVENUE BY SOURCE

From the graph below, it can be observed that the majority (90%) of the revenue for 2015/16 is expected to come from operational transfers, followed by service charges for water (5%):



8. EXPENDITURE BY TYPE

Of the Operating Expenditure projected for 2015/2016, employee related costs (37%), as can be seen on the graph below:

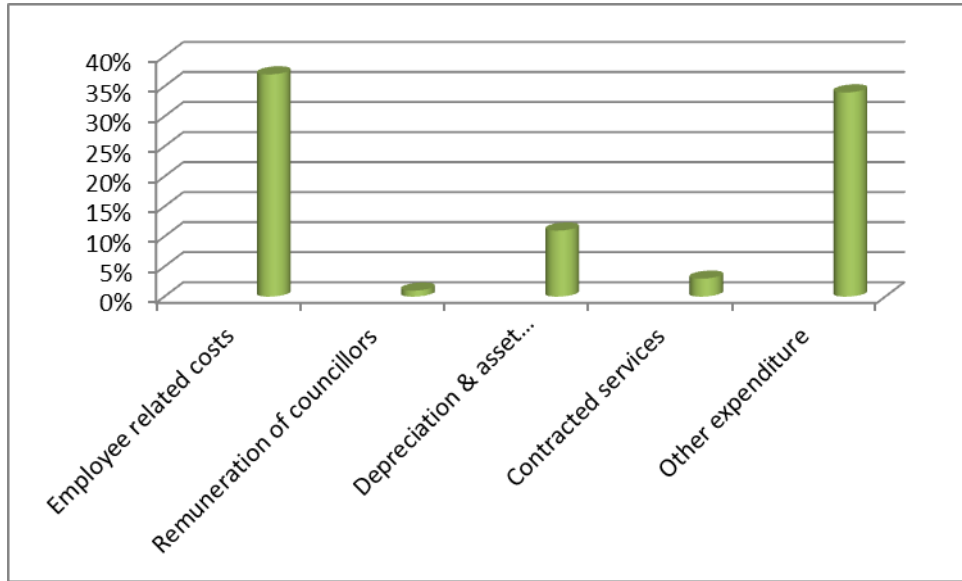


Table of graph 7 & 8. The revenue by source and expenditure by type broken down in actual and projections by month, is included below:

Description R thousand	Budget Year 2015/16												Medium Term Revenue and Expenditure Framework		
	July	August	Sept.	October	November	December	January	February	March	April	May	June	Budget Year 2015/16	Budget Year +1 2016/17	Budget Year +2 2017/18
<u>Revenue By Source</u>															
Property rates												-	-	-	-
Property rates - penalties & collection charges												-	-	-	-
Service charges - electricity revenue												-	-	-	-
Service charges - water revenue	500	326	281	371	826	026	126	300	3 652	2 276	4 376	3 897	35 958	38 043	40 136
Service charges - sanitation revenue	330	325	330	322	328	323	333	327	321	335	340	342	3 955	4 185	4 415
Service charges - refuse revenue												-	-	-	-
Service charges - other												-	-	-	-
Rental of facilities and equipment												-	-	-	-
Interest earned - external investments	901	301	846	325	301	050	950	890	1 890	1 500	1 500	1 159	21 613	22 694	23 829
Interest earned - outstanding debtors												-	-	-	-
Dividends															

received												-	-	-	-						
Fines												-	-	-	-						
Licences and permits												-	-	-	-						
Agency services												-	-	-	-						
Transfers recognised - operational	235 680			200	35	136 920			104 346			52 714	564 860	564 699	610 646						
Other revenue	80	45	70	85	80	85	72	95	80	90	61	57	900	945	992						
Gains on disposal of PPE												-	-	-	-						
Total Revenue (excluding capital transfers and contribution s)	491	239	4	527	5	303	41	455	142	5	481	4	612	4	110 289	4 201	6 277	58 168	627 286	630 566	680 018
Expenditure By Type																					
Employee related costs	21 930	21 930	21 930	21 930	21 930	21 930	21 930	21 930	21 930	21 930	21 930	21 930	21 930	263 160	278 414	293 715					
Remuneration of councillors	905	905	905	905	905	905	905	905	905	905	905	905	10 860	11 490	12 123						
Debt impairment												31 930	31 930	33 782	35 641						
Depreciation & asset impairment	6 808	6 808	6 808	6 808	6 808	6 808	6 808	6 808	6 808	6 808	6 808	6 808	81 694	82 612	82 612						
Finance charges	45	44	43	42	41	40	39	38	37	36	35	33	473	497	497						
Bulk purchases	000	3	480	273	333	714	439	538	436	4 344	4 640	4 343	5 458	52 000	51 000	51 510					
Other materials																					
Contracted services	2 001	2 200	2 258	2 270	2 229	2 240	2 235	2 231	2 237	2 232	2 234	1 401	25 768	27 784	28 390						
Transfers and grants																					
Other expenditure	20 000	20 009	20 795	20 791	20 715	20 845	20 740	20 783	20 763	20 767	20 762	16 125	243 095	227 599	258 142						
Loss on disposal of																					

PPE																
Total Expenditure	54 689	55 376	57 011	57 079	57 342	57 207	57 195	57 131	57 024	57 319	57 018	84 590	708 980	713 178	762 630	
Surplus/(Deficit)	184 802	(50 379)	(51 484)	(15 776)	85 113	(51 723)	(52 714)	(52 519)	53 265	(53 118)	(50 741)	(26 422)	(81 694)	(82 612)	(82 612)	
Transfers recognised - capital	-	-	24 632	24 564	24 477	44 079	22 879	24 540	24 729	24 684	26 419	39 880	280 882	327 547	332 164	
Contributions recognised - capital												-	-	-	-	
Contributed assets												-	-	-	-	
Surplus/(Deficit) after capital transfers & contributions	184 802	(50 379)	(26 852)	8 788	109 590	(7 644)	(29 835)	(27 979)	77 994	(28 434)	(24 321)	13 458	199 188	244 935	249 552	
Taxation attributable to minorities												-	-	-	-	
Share of surplus/(deficit) of associate												-	-	-	-	
Surplus/(Deficit)	184 802	(50 379)	(26 852)	8 788	109 590	(7 644)	(29 835)	(27 979)	77 994	(28 434)	(24 321)	13 458	199 188	244 935	249 552	

Budgeted monthly revenue and expenditure (municipal vote)

Description	Budget Year 2015/16												Medium Term Revenue and Expenditure Framework		
	July	August	Sept.	October	November	December	January	February	March	April	May	June	Budget Year 2015/16	Budget Year +1 2016/17	Budget Year +2 2017/18
Revenue by Vote															
Vote 1 - SEMS	5 818		1 218	5 818	15 818	5 818	2 818	5 818	5 818	2 272	5 818	12 781	69 812	73 200	76 067
Vote 2 -		1 301	14 630			21 377	9 141				6 417				

INFRASTRUCTURE	214 243			36 087	109 364			290	91 306	-		42 807	546 964	562 822	625 241
Vote 3 - CORPORATE SERVICES	8 842		2 700	8 700	18 710	9 126	5 300	8 726	18 853	7 693	8 685	10 328	107 663	125 469	117 485
Vote 4 - FINANCE	6 950		2 650	6 849	16 300	6 655	3 500	6 750	10 125	6 513	5 156	8 353	79 800	84 881	90 752
Vote 5 - DPEMS	2 380		2 192	2 070	2 225	2 245	2 153	3 002	2 185	2 163	2 190	5 570	28 376	27 775	24 558
Vote 6 - COMMUNITY SERVICES	5 954		3 600	5 889	15 868	6 318	2 798	5 885	8 513	8 125	5 718	6 884	75 553	83 966	78 079
Vote 7 - [NAME OF VOTE 7]												-	-	-	-
Vote 8 - [NAME OF VOTE 8]												-	-	-	-
Vote 9 - [NAME OF VOTE 9]												-	-	-	-
Vote 10 - [NAME OF VOTE 10]												-	-	-	-
Vote 11 - [NAME OF VOTE 11]												-	-	-	-
Vote 12 - [NAME OF VOTE 12]												-	-	-	-
Vote 13 - [NAME OF VOTE 13]												-	-	-	-
Vote 14 - [NAME OF VOTE 14]												-	-	-	-
Vote 15 - [NAME OF VOTE 15]												-	-	-	-
Total Revenue by Vote	244 187	1 301	26 990	65 412	178 286	51 540	25 710	30 470	136 799	26 765	33 984	86 723	908 168	958 113	1 012 182
<u>Expenditure by Vote to be appropriated</u>															
Vote 1 - SEMS	5 818	5 818	1 218	5 818	15 818	5 818	2 818	5 818	5 818	2 272	5 818	6 808	69 657	73 035	76 067
Vote 2 - INFRASTRUCTURE	30 506	23 296	30 097	28 451	30 284	30 513	30 256	30 091	30 259	30 211	30 256	38 205	362 427	351 070	390 470
Vote 3 - CORPORATE SERVICES	8 957	8 819	8 897	8 852	8 936	8 953	8 857	8 857	8 877	8 917	8 608	11 712	109 242	113 491	116 633
Vote 4 - FINANCE	6 584	6 498	6 508	6 378	6 380	6 559	6 403	6 410	6 544	6 551	6 593	6 391	77 800	82 881	86 752
Vote 5 - DPEMS	2 381	2 171	2 045	2 100	2 202	2 225	2 176	2 198	2 188	2 213	2 020	4 457	28 376	27 775	24 558
Vote 6 - COMMUNITY SERVICES	5 140	5 077	5 077	5 025	5 076	5 115	5 035	5 075	5 119	5 035	5 010	5 692	61 478	64 926	68 150
Vote 7 - [NAME OF VOTE 7]												-	-	-	-
Vote 8 - [NAME OF VOTE 8]												-	-	-	-
Vote 9 - [NAME OF VOTE 9]												-	-	-	-

Vote 10 - [NAME OF VOTE 10]												-	-	-	-
Vote 11 - [NAME OF VOTE 11]												-	-	-	-
Vote 12 - [NAME OF VOTE 12]												-	-	-	-
Vote 13 - [NAME OF VOTE 13]												-	-	-	-
Vote 14 - [NAME OF VOTE 14]												-	-	-	-
Vote 15 - [NAME OF VOTE 15]												-	-	-	-
Total Expenditure by Vote	59 385	51 680	53 843	56 624	68 696	59 183	55 545	58 449	58 806	55 199	58 305	73 265	708 980	713 178	762 630
Surplus/(Deficit) before assoc.	184 802	(50 379)	(26 852)	8 788	109 590	(7 644)	(29 835)	(27 979)	77 994	(28 434)	(24 321)	13 458	199 188	244 935	249 552
Taxation												-	-	-	-
Attributable to minorities												-	-	-	-
Share of surplus/ (deficit) of associate												-	-	-	-
Surplus/(Deficit)	184 802	(50 379)	(26 852)	8 788	109 590	(7 644)	(29 835)	(27 979)	77 994	(28 434)	(24 321)	13 458	199 188	244 935	249 552

9. SERVICE DELIVERY AND PERFORMANCE INDICATORS AND TARGETS

The service delivery and performance indicators and targets for 2015-2016 per department are reflected below:

Business Unit	Strategic Executive Management Services –Vote 1
Outcome 9:	<ul style="list-style-type: none"> • Responsive, Accountable, Effective and Efficient Local Government System
Outputs 5:	<ul style="list-style-type: none"> • Deepen democracy through a refined ward committee model • Administrative and financial capability
Key Strategic Organisational Objectives:	<ul style="list-style-type: none"> • To increase the capacity of the district to deliver its mandate

Proj ect No.	Key performa nce Area	Strategic Objectives	Project Name	Project Description (major activities)	Locatio n	Key performa nce indicator	Baseline	2015/16 Annual Targets	Quarter 1 Targets	Quarter 2 Targets	Quarter 3 Targets	Quarter 4 Targets	2015/16 Annual Budget	Reason s for review/ varianc e	Means of verification
Intergovernmental Relations															
SEM SD- 01	Good governanc e and public participatio n	To promote and facilitate effective intergovern mental relations	IGR meeting s	Coordination of IGR meetings	CDM	Number of IGR meetings coordinate d	52 IGR meetings coordinate d	68 IGR meetings coordinate d	17 IGR meetings coordinate d	17 IGR meetings coordinate d	17 IGR meetings coordinate d	17 IGR meetings coordinate d	150 000.00	None	Attendance registers/ Minutes
	Financial Viability								37 500.00	37 500.00	37 500.00	37 500.00			Payment Vouchers
SEM SD- 02	Good governanc e and public participatio n	To promote and facilitate effective intergovern mental relations	District Lekgotla	Coordination of District Lekgotla	CDM	Number of District Lekgotla coordinate d	1 District Lekgotla coordinate d	1 District Lekgotla coordinate d	Concept document developed	Preparation s for the District Lekgotla. Event Committee for Lekgotla formed.	1 District Lekgotla coordinate d	No target for the quarter	150 000.00	None	Attendance registers
	Financial Viability								0	0	150 000.0 0	0			Payment Vouchers

Project No.	Key performance Area	Strategic Objectives	Project Name	Project Description (major activities)	Location	Key performance indicator	Baseline	2015/16 Annual Targets	Quarter 1 Targets	Quarter 2 Targets	Quarter 3 Targets	Quarter 4 Targets	2015/16 Annual Budget	Reasons for review/ variance	Means of verification
AUDIT MANAGEMENT SERVICES															
SEM SD-03	Good governance and public participation	To strengthen accountability through proactive audit oversight	Audit fees(Internal)	Perform internal audit	CDM	Number of internal audit reports produced	4 internal audit reports produced	4 internal audit reports produced	1 internal audit report produced	1 internal audit report produced	1 internal audit report produced	1 internal audit report produced	53 000	None	Internal Audit Reports
	Financial Viability							13 500.00	13 500.00	13 500.00	13 500.00				Payment Vouchers
SEM SD-04	Good governance and public participation	To strengthen accountability through proactive audit oversight	Audit Committee expenses	Coordinate external audit process, audit committee activities and Municipal support	CDM	Number of audit meetings coordinated	15 audit meetings coordinated	13 audit meetings coordinated	2 audit meetings coordinated	7 audit meetings coordinated	2 audit meetings coordinated	2 audit meetings coordinated	840 000.00	None	Attendance Registers/Minutes
	Financial Viability							120 000.00	480 000.00	120 000.00	120 000.00				Claims paid
RISK MANAGEMENT															
SEM SD-05	Good governance and public participation	To protect the municipality from potential risk	Risk Committee meetings	Coordinate risk committee meetings	CDM	Number of risk management committee meetings coordinated	4 risk management committee meetings coordinated	4 risk management committee meetings coordinated	1 risk management committee meeting coordinated	1 risk management committee meeting coordinated	1 risk management committee meeting coordinated	1 risk management committee meeting coordinated	53 000.00	None	Attendance Registers/Minutes
	Financial Viability							13 250.00	13 250.00	13 250.00	13 250.00				Payment Vouchers
SEM SD-	Good governance	To protect the	Fraud prevention	Facilitate fraud	CDM & LMs	Number of fraud	4 fraud prevention	4 fraud prevention	1 fraud prevention	1 fraud prevention	1 fraud prevention	1 fraud prevention	53 000.00	None	Attendance Registers/Pro

Project No.	Key performance Area	Strategic Objectives	Project Name	Project Description (major activities)	Location	Key performance indicator	Baseline	2015/16 Annual Targets	Quarter 1 Targets	Quarter 2 Targets	Quarter 3 Targets	Quarter 4 Targets	2015/16 Annual Budget	Reasons for review/ variance	Means of verification
06	Environment and public participation	Protection of municipality from potential risk	Environmental programmes (Awareness campaign)	Prevention programmes		Prevention programmes facilitated (Awareness campaign)	Programmes facilitated. (Awareness campaign)	On programmes facilitated. (Awareness campaign)	Programmes facilitated. (Awareness campaign)	Programmes facilitated. (Awareness campaign)	Programmes facilitated. (Awareness campaign)	Programmes facilitated. (Awareness campaign)			Programmes
	Financial Viability								13 250	13 250	13 250	13 250			Payment Vouchers
SEM SD-07	Good governance and public participation	To protect the municipality from potential risk	Forensic investigations	Facilitate fraud prevention programmes	CDM & LMs	Number of investigations reports as per requests	4 investigations reports as per requests	4 investigations reports as per requests	1 investigations report as per requests	1 investigations report as per requests	1 investigations report as per requests	1 investigations report as per requests	315 000.00	None	Investigations reports
	Financial Viability								78 750.00	78 750.00	78 750.00	78 750.00			Payment Vouchers
SEM SD-08	Good governance and public participation	To protect the municipality from potential risk	Security Management services	Provision of sound physical security services to all municipal premises and employees	CDM	Number of security reports issued	12 security reports issued	12 security reports issued	3 security reports issued	3 security reports issued	3 security reports issued	3 security reports issued	11 550 000 00	None	Security reports
	Financial Viability								2 887 500.00	2 887 500.00	2 887 500.00	2 887 500.00			Payment Vouchers

Project No.	Key performance Area	Strategic Objectives	Project Name	Project Description (major activities)	Location	Key performance indicator	Baseline	2015/16 Annual Targets	Quarter 1 Targets	Quarter 2 Targets	Quarter 3 Targets	Quarter 4 Targets	2015/16 Annual Budget	Reasons for review/ variance	Means of verification
STRATEGY MANAGEMENT AND INSTITUTIONAL DEVELOPMENT															
SEM SD-09	Municipal Transformation and Organizational Development	To enhance organizational performance	Development and Review of Service Delivery and Budget Implementation Plan (SDBIP)	Coordination of the development and review of organisational Service Delivery and Budget Implementation Plan SDBIP	CDM	Number of Organizational Service Delivery and Budget Implementation Plans (SDBIP) developed and reviewed	2 Service Delivery and Budget Implementation Plans (SDBIP's) developed and reviewed	2 Service Delivery and Budget Implementation Plans (SDBIP's) developed and reviewed.	Preparation of the reviewed SDBIP	SDBIP 2015/16 reviewed	1 Service Delivery and Budget Implementation Plans (SDBIP's) 2015/16 reviewed	1 Service Delivery and Budget Implementation Plans (SDBIP's) developed and reviewed	Opex	None	Service Delivery and Budget Implementation Plans
SEM SD-10	Municipal Transformation and Organizational Development	To enhance organizational performance	Monitoring and Evaluation	Monitoring and evaluation of organisational performance	CDM	Number of organizational performance reports produced	4 of organisational performance reports produced	4 of organisational performance reports produced	1 of organisational performance reports produced	1 of organisational performance reports produced	1 of organisational performance reports produced	1 of organisational performance reports produced	Nil	None	organisational performance reports
SEM SD-11	Municipal Transformation and Organizational Development	To enhance organizational performance	Customer (Stakeholder) satisfaction survey	Conduct stakeholder satisfaction survey	CDM	Number of stakeholder satisfaction survey conducted	1 stakeholder satisfaction survey conducted	1 stakeholder satisfaction survey conducted	No target for the quarter	No target for the quarter	No target for the quarter	1 stakeholder satisfaction survey conducted	300 000.00	None	Satisfaction survey report
	Financial Viability							0	0	0	300 000.00	Payment Voucher			
SEM SD-12	Municipal Transformation and Organizational Development	To enhance organizational performance	Monitoring of Thusong Service Centers	Monitor all Thusong Service Centers	CDM	Number of Thusong Service Centers monitored	New indicator	6 Thusong Service Centers monitored	1 consolidated monitoring reports produced for 6 Thusong Service Centers	1 consolidated monitoring reports produced for 6 Thusong Service	1 consolidated monitoring reports produced for 6	1 consolidated monitoring reports produced for 6	Nil	None	Consolidated monitoring reports

										Centers	Thusong Service Centers	Thusong Service Centers			
SEM SD-13	Municipal Transformation and Organizational Development	To enhance organizational performance	Establishment of a call Centre for district hotline	Establish a call Centre for district hotline	CDM	Number of Call Centre for district hotline established	New indicator	1 Call Centre for district hotline established	Planning and benchmarking	Development and approval of concept document	Call centre set up and procurement of assets	1 Call Centre for district hotline established	350 000.00	None	Call Centre
	Financial Viability								0	0	0	350 000.00			Payment Voucher
SEM SD-14	Municipal Transformation and Organizational Development	To enhance organizational performance	Bathopele campaign	Conduct district Bathopele campaign	CDM	Number of District Bathopele campaign conducted	1 District Bathopele campaign conducted	1 District Bathopele campaign conducted	No target for the quarter	No target for the quarter	No target for the quarter	1 District Bathopele campaign conducted	Nil	None	Attendance Registers/Programmes
SPECIAL FOCUS															
SEM SD-16	Good Governance and Public Participation	To promote the needs and interests of special focus groupings	Special Focus Programmes	Special Focus Programmes Coordination (Children, Disability, Gender, Older Persons and Youth Programmes)	All local municipalities	Number of Special Focus Programmes Coordinated	93 Special Programmes coordinated (13 children programmes, 12 Disability programmes, 35 gender programmes, 12 Older persons programmes, 21 Youth programmes)	93 Special Programmes coordinated (13 children programmes, 12 Disability programmes, 35 gender programmes, 12 Older persons programmes, 21 Youth programmes)	23 Special Programmes coordinated (4 children programmes, 3 Disability programmes, 9 gender programmes, 3 Older persons programmes, 4 Youth programmes)	23 Special Programmes coordinated (3 children programmes, 3 Disability programmes, 8 gender programmes, 3 Older persons programmes, 5 Youth programmes)	23 Special Programmes coordinated (3 children programmes, 3 Disability programmes, 9 gender programmes, 3 Older persons programmes, 5 Youth programmes)	24 Special Programmes coordinated (3 children programmes, 3 Disability programmes, 9 gender programmes, 3 Older persons programmes, 7 Youth programmes)	529 000.00	None	Attendance register/Reports
	Financial								132 250.00	132 250.00	132 250.00	132			Payment

	Viability										0	250.00			Voucher
SEM SD-17	Good Governance and Public Participation		Youth Resource Centre	Youth Resource Centre Establishment	2 local municipalities (which one)	Number of Youth Centres established	New indicator	1 Youth Centres established	Plan and benchmarking	Site Identification and buy in with the Local Municipalities	Youth centre setup and procurement of assets	1 Youth Centres established	155 000.00	None	Reports
	Financial Viability								0	0	120 000.00	35 000.00			Payment Voucher
SEM SD-18	Good Governance and Public Participation	To contribute towards the reduction of HIV, AIDS, STI & TB Infections by 2016	HIV & AIDS Programmes (Governance, Coordination, Prevention, Care & Support, Capacity Building, CBO/NGOs Summit and Monitoring & Evaluation)	HIV & AIDS Programmes Coordination	All local municipalities	Number of HIV & AIDS Programmes Coordinated	46 HIV & AIDS Programmes coordinated (Governance, Coordination, Prevention, Care & Support, Capacity Building, CBO/NGOs Summit and Monitoring & Evaluation)	46 HIV & AIDS Programmes coordinated (Governance, Coordination, Prevention, Care & Support, Capacity Building, CBO/NGOs Summit and Monitoring & Evaluation)	12 HIV & AIDS Programmes Coordinated (Governance, Coordination, Prevention, Care & Support, Capacity Building, CBO/NGOs Summit and Monitoring & Evaluation)	11 HIV & AIDS Programmes Coordinated (Governance, Coordination, Prevention, Care & Support, Capacity Building, CBO/NGOs Summit and Monitoring & Evaluation)	12 HIV & AIDS Programmes Coordinated (Governance, Coordination, Prevention, Care & Support, Capacity Building, CBO/NGOs Summit and Monitoring & Evaluation)	11 HIV & AIDS Programmes Coordinated (Governance, Coordination, Prevention, Care & Support, Capacity Building, CBO/NGOs Summit and Monitoring & Evaluation)	554 000.00	None	Attendance registers

Project No.	Key Performance Area	Strategic Objectives	Project Name	Project Description (major activities)	Location	Key performance indicator	Baseline	2015/16 Annual Targets	Quarter 1 Targets	Quarter 2 Targets	Quarter 3 Targets	Quarter 4 Targets	2015/16 Annual Budget	Reasons for review/ variance	Means of review
			n programmes)												
	Financial Viability								1 107 000.00	1 107 000.00	1 107 000.00	1 107 000.00			Payment vouchers

Project No.	Key performance Area	Strategic Objectives	Project Name	Project Description (major activities)	Location	Key performance indicator	Baseline	2015/16 Annual Targets	Quarter 1 Targets	Quarter 2 Targets	Quarter 3 Targets	Quarter 4 Targets	2015/16 Annual Budget	Reasons for review/ variance	Means of verification
OFFICE OF THE CHIEF WHIP															
SEMSD-21	Good Governance and Public Participation	To build accountable and transparent governance structures responsive to the needs of the community	Whippery Management	Coordination of Whippery meetings	CDM	Number of Whippery meetings coordinated	5 Whippery meetings coordinated	5 Whippery meetings coordinated	1 Whippery Meeting coordinated	1 Whippery Meeting coordinated	1 Whippery Meeting coordinated	2 Whippery Meeting coordinated	500 000.00	None	Attendance Registers/Minutes
	Financial Viability								125 000.00	125 000.00	125 000.00	125 000.00			
SEMSD-22	Good Governance and Public Participation	To build accountable and transparent governance structures responsive to the needs of the community	Reports of Chief Whip	Reporting on meetings of the Mayor, Speaker, Chief Whip and the Municipal Manager	CDM	Number of reports of the Chief Whip	New Indicator	5 reports of the Chief Whip	1 reports of the Chief Whip produced	1 reports of the Chief Whip produced	1 reports of the Chief Whip produced	2 reports of the Chief Whip produced	Opex	None	Reports

Project No.	Key performance Area	Strategic Objectives	Project Name	Project Description (major activities)	Location	Key performance indicator	Baseline	2015/16 Annual Targets	Quarter 1 Targets	Quarter 2 Targets	Quarter 3 Targets	Quarter 4 Targets	2015/16 Annual Budget	Reasons for review/ variance	Means of verification
OFFICE OF THE SPEAKER															
SEMSD-23	Good Governance and Public Participation	To provide strategic and administrative support to Council and Administrative structures	Council and Council Committees Meetings	Coordination of Council and Committee meetings	CDM	Number of council and Council Committees Meetings coordinated	5 Council and 85 Committee meetings	5 Council meetings and 85 Committee meetings coordinated	1 Council meeting and 23 Committee meetings coordinated	1 Council meeting and 16 Committee meetings coordinated	2 Council meeting and 23 Committee meetings coordinated	1 Council meeting and 23 Committee meetings coordinated	Opex	None	Attendance Registers/Mi nutes
SEMSD-24	Good Governance and Public Participation	To provide strategic and administrative support to Council and Administrative structures	Reports of the Speaker	Reporting on Council related meetings; Ward Committees functioning ; work of councillors and fraud and corruption related actions	CDM	Number of Mandatory reports of the Chief Whip	New Indicator	5 Mandatory reports of the Chief Whip	1 Mandatory reports of the Chief Whip produced	1 Mandatory reports of the Chief Whip produced	2 Mandatory reports of the Chief Whip produced	1 Mandatory reports of the Chief Whip produced	Opex	None	Mandatory reports
SEMSD-25	Good Governance and Public Participation	To engage in Programmes that foster participation, interaction and partnership	Public participation programmes /Council Outreach	Coordination of Council Outreaches	CDM	Number of Council Outreaches coordinated	New Indicator	4 Council Outreaches coordinated	1 Council Outreaches coordinated	1 Council Outreaches coordinated	1 Council Outreaches coordinated	1 Council Outreaches coordinated	468 000.00	None	Programmes and Reports
	117 000.00								117 000.00	117 000.00	117 000.00	Payment Vouchers			
SEMSD-26	Good Governance and Public Participation	To provide strategic and administrative support to Council and Administrative structures	Womens' parliaments	Coordination of Womens' Parliaments	CDM	Number of Womens' parliaments coordinated	2 Womens' parliaments coordinated	1 Womens' parliaments coordinated	No target for the quarter	No target for the quarter	No target for the quarter	1 Womens' parliaments coordinated	100 000.00	None	Reports and Attendance Registers

Project No.	Key performance Area	Strategic Objectives	Project Name	Project Description (major activities)	Location	Key performance indicator	Baseline	2015/16 Annual Targets	Quarter 1 Targets	Quarter 2 Targets	Quarter 3 Targets	Quarter 4 Targets	2015/16 Annual Budget	Reasons for review/ variance	Means of verification
	Financial Viability								0	0	0	100 000.00			Payment Vouchers
SEMSD-27	Good Governance and Public Participation	To engage in Programmes that foster participation, interaction and partnership	Youth parliaments	Coordination of Womens' Parliaments	CD M	Number of Youth parliaments coordinated	2 Youth parliaments coordinated	1 Youth parliaments coordinated	No target for the quarter	No target for the quarter	No target for the quarter	1 Youth parliaments coordinated	100 000.00	None	Report
	Financial Viability								0	0	0	100 000.00			Payment Vouchers
SEMSD-28	Good Governance and Public Participation	To engage in Programmes that foster participation, interaction and partnership	Oversight programmes	Coordination of Public Hearings and Projects visits	CD M	Number of Oversight programmes coordinated	28 Programmes coordinated	30 Programmes coordinated	7 Programmes coordinated	8 Programmes coordinated	7 Programmes coordinated	8 Programmes coordinated	300 000.00	None	Attendance Registers/Reports
	Financial Viability								37 500.00	112 500.00	37 500.00	112 500.00			Payment Vouchers
SEMSD-29	Good Governance and Public Participation	To engage in Programmes that foster participation, interaction and partnership	Ward Committee Capacity Building	Implementation of capacity building programmes for ward committees	CD M	Number of Ward Committee Capacity Building Programmes implemented	1 Capacity building Programme	1 Capacity building Programme	No target for the quarter	1 Capacity building Programme	No target for the quarter	No target for the quarter	500 000.00	None	Programmes
	Financial Viability								0	500 000.00	0	0			Payment Vouchers
EXECUTIVE MAYOR'S OFFICE															

Project No.	Key performance Area	Strategic Objectives	Project Name	Project Description (major activities)	Location	Key performance indicator	Baseline	2015/16 Annual Targets	Quarter 1 Targets	Quarter 2 Targets	Quarter 3 Targets	Quarter 4 Targets	2015/16 Annual Budget	Reasons for review/ variance	Means of verification
SEMSD-30	Good Governance and Public Participation	To engage in Programmes that foster participation, interaction and partnership	State of the District Address	Coordination of State of the District Address	CDM	Number of State of the District Address coordinated	1 State of the District Address coordinated	1 State of the District Address coordinated	Consultation process	Development of concept document	Preparation of process	1 State of the District Address coordinated	500 000.00	None	Programmes/ Attendance Registers
	0								0	0	500 000.00	Payment Vouchers			
SEMSD-31	Good Governance and Public Participation	To engage in Programmes that foster participation, interaction and partnership	Mayoral outreach programme	Coordination of Mayoral outreach programmes	CDM	Number of Council Outreaches Coordinated	4 Mayoral Outreaches Coordinated	4 Mayoral Outreaches Coordinated	1 Mayoral Outreaches Coordinated	1 Mayoral Outreaches Coordinated	1 Mayoral Outreaches Coordinated	1 Mayoral Outreaches Coordinated	1000 000.00	None	Programmes/Attendance Registers
	250 000.00								250 000.00	250 000.00	250 000.00	Payment Vouchers			
SEMSD-32	Good Governance and Public Participation	To engage in Programmes that foster participation, interaction and partnership	Back to School Campaign	Coordination of the Back to school campaign	CDM	Number of back to school campaign coordinated	1 back to school campaign coordinated	1 back to school campaign coordinated	Consultation process	Development of concept document	Preparation of process	1 back to school campaign coordinated	300 000.00	None	Programmes/invitations
	0								0	0	300 000.00	Payment Vouchers			
SEMSD-33	Good Governance and Public Participation	To promote investment in the District by participating on inward and outward	Investment Promotion (Inward and Outward Missions)	Support investment attraction opportunities	CDM	Percentage of inward and outward missions conducted	New Indicator	100 percent inward and outward missions conducted	100 percent inward and outward missions conducted	100 percent inward and outward missions conducted	100 percent inward and outward missions conducted	100 percent inward and outward missions conducted	500 000.00	None	Programmes/invitations

Project No.	Key performance Area	Strategic Objectives	Project Name	Project Description (major activities)	Location	Key performance indicator	Baseline	2015/16 Annual Targets	Quarter 1 Targets	Quarter 2 Targets	Quarter 3 Targets	Quarter 4 Targets	2015/16 Annual Budget	Reasons for review/ variance	Means of verification
	Financial Viability	mission programmes							125 000.00	125 000.00	125 000.00	125 000.00			Payment Vouchers

Business Unit	Infrastructure Department -Vote 2
Outcome 9:	Responsive, Accountable, Effective and Efficient Local Government System

Outputs:	<ul style="list-style-type: none"> Improving access to basic services Implementation of the community works programme Actions supportive of human settlement outcome
Key Strategic Organisational Objectives:	<ul style="list-style-type: none"> To provide sustainable basic services and infrastructure development

Project Number	Key performance Area	Strategic Objectives	Project Name	Project Description	Location	Key Performance Indicator	Baseline	2015/16 Annual Targets	Quarter 1 Targets	Quarter 2 Targets	Quarter 3 Targets	Quarter 4 Targets	2015/16 Annual Budget	Reason for review/variance	Means of verification
Water Operation & Maintenance															
INFR-01	Basic Services	To ensure operation and maintenance of district water and waste water schemes to prevent unplanned interruptions.	Fencing of boreholes (reservoirs)	Fencing of Storage Reservoirs	CDM	Number of reservoirs fenced	4 reservoirs fenced	4 Reservoirs fenced	Submission of terms of Reference for Approval	Appointment of service providers	2 reservoirs fenced	2 reservoirs fenced	460 000.00	None	Reports/ fenced reservoirs
	Financial Viability								0	0	250 000.00	260 000.00			
INFR-02	Basic Services	To ensure operation and maintenance of district water and waste water schemes to prevent unplanned interruptions.	Construction of operator houses	Construction of operator houses	All satellite sites	Number of operator houses constructed	2 operator houses constructed	2 operator houses constructed	Engagement of term contractor for review plan	Draft plan submitted	No target for the quarter	2 operator houses constructed	1 560 000.00	None	Reports/ operator houses constructed
	Financial Viability								0	0	0	1 560 000.00			
INFR-03	Basic Services	To ensure operation and maintenance of district water and waste water schemes to prevent unplanned interruptions.	Boreholes concrete pump houses	Construction of boreholes concrete pump houses	All LMs	Number of boreholes concrete pump houses constructed	15 Borehole concrete pump houses constructed	15 borehole concrete pump houses constructed	Submission of terms of reference for approval	Appointment of service provider	5 concrete Pump houses constructed	10 concrete pump houses constructed	1 870 000.00	None	Reports/ concrete pump houses
	Financial Viability								0	0	870 000.00	1000 000.00			

Project Number	Key performance Area	Strategic Objectives	Project Name	Project Description	Location	Key Performance Indicator	Baseline	2015/16 Annual Targets	Quarter 1 Targets	Quarter 2 Targets	Quarter 3 Targets	Quarter 4 Targets	2015/16 Annual Budget	Reason for review/variance	Means of verification
INFR-04	Basic Services	To ensure operation and maintenance of district water and waste water schemes to prevent unplanned interruptions.	Refurbishment of Water	Refurbishment of water infrastructure assets	All LMs	Number of water schemes refurbished	2 water schemes refurbished	2 water schemes refurbished	Appointment of term contractors	25 Percent construction completed, 0 water schemes refurbished	55 Percent construction completed, 0 water schemes refurbished	100 Percent construction completed, 2 water schemes refurbished	30 702 000.00	None	Reports
	Financial Viability								0	5 000 000	15 000 000	10 702 000			
INFR-05	Basic Services	To ensure operation and maintenance of district water and waste water schemes to prevent unplanned interruptions.	Electrification of Boreholes	Conversion of Diesel operated boreholes to Electricity	CDM	Number of boreholes electrified	10 boreholes electrified	10 boreholes electrified	Planning (Submission of application to Eskom)	Planning (Approval of application and installation of transformers)	Construction 5 boreholes electrified	Construction 5 boreholes electrified	2 000 000.00	None	Reports/ electrified boreholes
	Financial Viability								0	0	1000 000.00	1000 000.00			
INFR-06	Basic Services	To ensure operation and maintenance of district water and waste water schemes to prevent unplanned interruptions.	Free Basic Water	Payment of Electricity and Diesel	CDM	Percentage payment of electricity & diesel	100 percent payments of received electricity & diesel	100 percent payments of received electricity & diesel	100 percent payments of received electricity & diesel	100 percent payments of received electricity & diesel	100 percent payments of received electricity & diesel	100 percent payments of received electricity & diesel invoices	8 000 000.00	None	Electricity & Diesel invoices
	Financial Viability								2 000 000.00	2 000 000.00	2 000 000.00	2 000 000.00			
INR-07	Basic Services		Operation and maintenance Term Contracts (Equitable share= R122 000 000.00, MWIG = R149 279 000.00)	Replacement of pipe-line, flow meters, major repairs of water equipment and infrastructure	CDM	Percentage of reported breakdowns attended	100 percent of all reported breakdowns attended	100 percent of reported breakdown attended	100 percent of reported breakdown attended	100 percent of reported breakdown attended	100 percent of reported breakdown attended	100 percent of reported breakdown attended	88 187 000.00	None	Reports
	Financial Viability											22 046 750.00			

Project Number	Key performance Area	Strategic Objectives	Project Name	Project Description	Location	Key Performance Indicator	Baseline	2015/16 Annual Targets	Quarter 1 Targets	Quarter 2 Targets	Quarter 3 Targets	Quarter 4 Targets	2015/16 Annual Budget	Reason for review/variance	Means of verification
INFR-08	Basic Services	To ensure operation and maintenance of district water and waste water schemes to prevent unplanned interruptions.	O&M Tools	Procurement of O&M Tools	CDM	Number of tools procured	50 tools procured	50 tools procured	50 tools procured	No target for the quarter	No target for the quarter	No target for the quarter	140 000.00	None	Delivery note
	Financial Viability								140 000.00	0	0	0			Payment Vouchers
INFR-09	Basic Services		Bulk water purchase	Payment of LNw invoices	CDM	Percentage payment of Bulk Water Supply	100 percent payment of Bulk Water Supply	100 percent payment of Bulk Water Supply	100 percent payment of Bulk Water Supply	100 percent payment of Bulk Water Supply	100 percent payment of Bulk Water Supply	100 percent payment of Bulk Water Supply	52 000 000 .00	Project and budget to move to Finance	Reports
	Financial Viability								1300 000.00	1300 000.00	1300 000.00	1300 000.00			Payment Vouchers

Project Number	Key performance area	Strategic Objectives	Project Name	Project Description	Location	Key Performance Indicator	Baseline	2015/16 Annual Targets	Quarter 1 Targets	Quarter 2 Targets	Quarter 3 Targets	Quarter 4 Targets	2015/16 Annual Budget	Reason for review/variance	Means of verification
Water Quality Management															
INFR-10	Basic Services Delivery	To achieve 85 % compliance of drinking water supply systems to Blue Drop Assessment Requirements by 2016	Water Quality Laboratory landscaping, furniture and fittings.	Water Quality Laboratory landscaping design, Installation of furniture and fittings.	CDM/ University of Limpopo	Percentage completion of Water Quality laboratory landscaping design, furniture and fittings.	New Indicator	100 percent completion of Laboratory landscaping design, furniture and fittings.	Planning & Terms of reference approved	Appointment of service provider	30 percent of Laboratory landscaping design, furniture and fittings completed	100 percent of Laboratory landscaping design, furniture and fittings completed	1 300 000.00	None	Progress reports
	Financial viability								0	0	500 000.00	800 000.00			Payment certificates
INFR-11	Basic Services Delivery	To achieve 85 % compliance of drinking water	Procurement of Water Quality Laboratory Equipment /Instruments	Supply, delivery & installation of Water Analysis Instruments	CDM/ University of Limpopo	Percentage of all required water quality laboratory instruments/	100 percent of the laboratory instruments required procured	100 percent of all required water quality	Planning & Terms of reference approved	Appointment of service provider	100 percent of all required water quality laboratory instruments/ equipment	100 percent of all required water quality laboratory instruments/	2 000 000.00	None	Progress report

Project Number	Key performance area	Strategic Objectives	Project Name	Project Description	Location	Key Performance Indicator	Baseline	2015/16 Annual Targets	Quarter 1 Targets	Quarter 2 Targets	Quarter 3 Targets	Quarter 4 Targets	2015/16 Annual Budget	Reason for review/ variance	Means of verification
	Financial Viability	supply systems to Blue Drop Assessment Requirements by 2016				equipment procured		laboratory instruments/ equipment procured	0	0	800 000.00	1200 000.00			Payment certificate
INFR-12	Basic Services	To achieve 85 % compliance of drinking water supply systems to Blue Drop Assessment Requirements by 2016	Implementation of Water Safety & Security Plans	Implement recommendations on the Water Safety & Security Plans	CDM	Number of interventions on the Water Safety & Security Plans recommendations	32 water safety plans recommendations completed	30 interventions on the Water Safety & Security Plans recommendations	Planning & Terms of reference approved	Appointment of service provider	10 interventions on the Water Safety & Security Plans recommendations completed	20 interventions on the Water Safety & Security Plans recommendations completed	600 000.00	None	Reports on interventions on the Water Safety & Security Plans recommendations
	Financial Viability								0	0	200 000.00	400 000.00			Payment certificates
INFR-13	Basic Services	To achieve 85 % compliance of drinking water supply systems to Blue Drop Assessment Requirements by 2016	Water Quality monitoring and sampling	Collection of water and wastewater samples throughout the district	CDM (all LM's)	Number of chemicals and microbiological samples collected	484 chemicals and 953 microbiological samples collected	800 chemicals and 1 000 microbiological samples collected	200 Chemicals and 250 Microbiological samples collected	200 Chemicals and 250 Microbiological samples collected	200 Chemicals and 250 Microbiological samples collected	200 Chemicals and 250 Microbiological samples collected	600 000.00	None	Sample log sheets
	Financial Viability								0	0	300 000.00	300 000.00			Payment certificates

Project Number	Key performance area	Strategic Objectives	Project Name	Project Description	Location	Key Performance Indicator	Baseline	2015/16 Annual Targets	Quarter 1 Targets	Quarter 2 Targets	Quarter 3 Targets	Quarter 4 Targets	2015/16 Annual Budget	Reason for review/ variance	Means of verification
INFR-14	Basic Services	To achieve 85 % compliance of drinking water supply systems to Blue Drop Assessment Requirements by 2016.	Procurement of online disinfection reservoir floaters & Refill Cartridges	Procurement of online disinfection floaters & refills for non-compliant water sources	CDM (all LM's)	Number of Disinfection floaters & Refills cartridges procured	New Indicator	20 disinfection floaters & 400 refills cartridge procured	Planning & Terms of reference approved	Appointment of service provider	20 disinfection floaters & 400 refills cartridge procured	No target for the quarter	200 000.00	None	Delivery note
	0								0	200 000.00	0	Payment certificates			
INFR-15	Basic Services	To achieve 60% compliance of wastewater treatment works effluent to Green Drop Assessment requirement by 2016.	Procurement of Water and Wastewater consumables.	Procurement of chemicals and consumables to enable functioning of the Laboratory	CDM/University of Limpopo	Percentage of all requested consumables procured	100 percent of all required consumables procured	100 percent of all requested consumables procured	Planning & Terms of reference approved	Appointment of service provider	100 percent of all requested consumables procured	100 percent of all requested consumables procured	350 000.00	None	Delivery note
	0								0	200 000.00	150 000.00	Payment certificate			
INFR-16	Basic Services	To achieve 60%	Unit Process Audit	Assess the capacity and operational effectiveness of the Water Supply & Wastewater systems	CDM (All LM's)	Number of Water Supply & Wastewater Systems Assessed	2 Water Supply Systems and 3 Wastewater Works assessed	5 Water Supply Systems Assessed	1 Water Supply System assessed	2 Water Supply Systems assessed	2 Water Supply Systems assessed	No target for the quarter	350 000.00	None	Process Audit report
	50 000.00								150 000.00	150 000.00	0	Payment certificates			
INFR-17	Basic Services		Accreditation and	Accreditation of the	CDM/University	Percentage completion	30 Percent completion	100 percent	50 Percent completion	70 Percent	80 Percent completion of	100 Percent completion	3 500 000.00		Progress report

Project Number	Key performance area	Strategic Objectives	Project Name	Project Description	Location	Key Performance Indicator	Baseline	2015/16 Annual Targets	Quarter 1 Targets	Quarter 2 Targets	Quarter 3 Targets	Quarter 4 Targets	2015/16 Annual Budget	Reason for review/ variance	Means of verification
		compliance of wastewater treatment works effluent to Green Drop Assessment requirement by 2016.	Management of Water Quality Laboratory	Laboratory and Development of Business Plan	of Limpopo	of the Laboratory Accreditation Certificate produced	of Laboratory Accreditation process	completion of the Water Quality Laboratory Accreditation Process	of Water Quality Laboratory Accreditation process	completion of Water Quality Laboratory Accreditation process	Water Quality Laboratory Accreditation process	of Water Quality Laboratory Accreditation process			
	Financial Viability								500 000.00	1000 000.00	1000 000.00	1000 000.00			

Project Number	Key performance area	Strategic Objective	Project Name	Project Description	Location	Key Performance Indicator	Baseline	2015/16 Annual Targets	Quarter 1 Targets	Quarter 2 Targets	Quarter 3 Targets	Quarter 4 Targets	2015/16 Annual Budget	Reason for review/variante	Means of Verification
WATER PROJECTS:															
AGANANG LOCAL MUNICIPALITY															
INFR-18	Basic Services	To provide affordable, clean and potable water according to 100% of the population by 2015	Aganang Cluster C (Mandela, Utjane & Venus)	Construction of Water supply project	Aganang	Percentage construction of water supply project Number of household with water access	New indicator	50 Percent construction of water supply project 0 households with water access	Appointment of service provider, 0 households with water access	10 Percent construction completed, 0 households benefiting	20 Percent construction completed, 0 households benefiting	50 Percent construction completed, 0 households benefiting	10 526 000.00	None	Progress report
	Financial viability								0	2 000 000.00	3 263 000.00	5 263 000.00			
INFR-19	Basic Services	To provide affordable, clean and potable water according to 100% of the population by 2015	Kolopo, Phago, Burgwal, Ramoshone Water Supply	Construction of Water supply project	Aganang	Percentage construction of water supply project Number of household with water access	New indicator	30 Percent construction of water supply project 0 households with water access	Appointment of service provider, 0 households with water access	5 Percent construction completed, 0 households benefiting	15 Percent construction completed, 0 households benefiting	30 Percent construction completed, 0 households benefiting	13 158 000	None	Progress report
	Financial viability								0	1 000 000.00	4 000 000.00	8 158 000.00			

Project Number	Key performance area	Strategic Objective	Project Name	Project Description	Location	Key Performance Indicator	Baseline	2015/16 Annual Targets	Quarter 1 Targets	Quarter 2 Targets	Quarter 3 Targets	Quarter 4 Targets	2015/16 Annual Budget	Reason for review/variante	Means of Verification
INFR-21	Basic Services	To provide affordable, clean and potable water according to 100% of the population by 2015	Mohlajeng & Mohlajeng Extension Water Supply	Construction of Water supply project	Aganang	Percentage construction of water supply project Number of household with water access	New indicator	100 Percent construction of water supply project 389 households with water access	100 Percent construction completed, 389 households with water access	No target for the quarter	No target for the quarter	No target for the quarter	945 000.00	None	Progress report
	Financial viability								945 000.00	0	0	0			
INFR-22	Basic Services	To provide affordable, clean and potable water according to 100% of the population by 2015	Sebora, Glenrooi, Madiba and Setumong Water Supply	Construction of Water supply project	Aganang	Percentage construction of water supply project Number of household with water access	New indicator	15 Percent construction of water supply project 0 households with water access	Appointment of service provider, 0 households with water access	5 Percent construction completed, 0 households benefiting	10 Percent construction completed, 0 households benefiting	15 Percent construction completed, 0 households benefiting	4 123 000.00	None	Progress report
	Financial viability								0	1 000 000.00	1 000 000.00	2 123 000.00			
INFR-24	Basic Services	To provide affordable, clean and potable water	Segwahle ng	Construction of Water supply project	Aganang	Percentage construction of water supply project	New indicator	100 Percent construction of water	70 Percent construction completed,	100 Percent construction complete	No target for the quarter	No target for the quarter	219 000.00	None	Progress report

Project Number	Key performance area	Strategic Objective	Project Name	Project Description	Location	Key Performance Indicator	Baseline	2015/16 Annual Targets	Quarter 1 Targets	Quarter 2 Targets	Quarter 3 Targets	Quarter 4 Targets	2015/16 Annual Budget	Reason for review/variante	Means of Verification
		according to 100% of the population by 2015				Number of household with water access		supply project 512 households with water access	0 households benefiting	d, 512 households with water access					
	Financial viability								100 000.00	119 000.00	0	0			Expenditure budget

BLOUBERG LOCAL MUNICIPALITY

INFR-28	Basic Services	To provide affordable, clean and potable water according to 100% of the population by 2015	Alldays Water Supply	Construction of Water supply project	Blouberg	Percentage construction of water supply project Number of household with water access	New indicator	50 Percent construction of water supply project 0 households with water access	Appointment of service provider, 0 households with water access	10 Percent construction completed, 0 households benefiting	20 Percent construction completed, 0 households benefiting	50 Percent construction completed, 0 households benefiting	4 386 000.00	None	Progress report
	Financial viability								0	1 000 000.00	1 000 000.00	2 386 000.00			Expenditure budget
INFR-29	Basic Services	To provide affordable, clean and potable water according to 100% of	Blackhill Water Scheme (Blackhill, Brana, Mangalo, Legwara,	Construction of Water supply project	Blouberg	Percentage construction of water supply project	New indicator	20 Percent construction of water supply project	Appointment of service provider, 0 households with	5 Percent construction completed, 0	10 Percent construction completed, 0 households benefiting	20 Percent construction completed, 0 household	7 018 000.00	None	Progress report

Project Number	Key performance area	Strategic Objective	Project Name	Project Description	Location	Key Performance Indicator	Baseline	2015/16 Annual Targets	Quarter 1 Targets	Quarter 2 Targets	Quarter 3 Targets	Quarter 4 Targets	2015/16 Annual Budget	Reason for review/variante	Means of Verification
	Financial viability	the population by 2015	Hlako, Mampote, Bokfram, Dithabane ng)			Number of household with water access		0 households with water access	water access	households benefiting		s benefiting			
									0	1 000 000.00	3 000 000.00	3 018 000.00			Expenditure budget
INFR-30	Basic Services	To provide affordable, clean and potable water according to 100% of the population by 2015	Blouberg Cluster C - Broadhill (Mochemi) Water Supply and Bull-Bull (Manaka) Water	Construction of Water supply project	Blouberg	Percentage construction of water supply project Number of household with water access	New indicator	60 Percent construction of water supply project 0 households with water access	Appointment of service provider, 0 households with water access	25 Percent construction completed, 0 households benefiting	50 Percent construction completed, 0 households benefiting	60 Percent construction of water supply project 0 households with water access	7 836 000.00	None	Progress report
	Financial viability								0	1 000 000.00	3 000 000.00	3 836 000.00			Expenditure budget
INFR-31	Basic Services	To provide affordable, clean and potable water according to 100% of the population by 2015	Bognafarm Water Supply	Construction of Water supply project	Blouberg	Percentage construction of water supply project Number of household with water access	New indicator	50 Percent construction of water supply project 0 households with water access	Appointment of service provider, 0 households with water access	10 Percent construction completed, 0 households benefiting	20 Percent construction completed, 0 households benefiting	50 Percent construction completed, 0 households benefiting	4 386 000.00	None	Progress report
	Financial viability								0	1 000 000.00	1 000 000.00	2 386 000.00			Expenditure budget
INFR-32	Basic Services	To provide affordable, clean and	Essorinca (Mmajiang)	Construction of Water supply project	Blouberg	Percentage construction of water	New indicator	50 Percent construc	Appointment of service	10 Percent construct	20 Percent construction completed,	50 Percent construction	3 670 000.00	None	Progress report

Project Number	Key performance area	Strategic Objective	Project Name	Project Description	Location	Key Performance Indicator	Baseline	2015/16 Annual Targets	Quarter 1 Targets	Quarter 2 Targets	Quarter 3 Targets	Quarter 4 Targets	2015/16 Annual Budget	Reason for review/variante	Means of Verification
	Financial viability	potable water according to 100% of the population by 2015				supply project Number of household with water access		tion of water supply project 0 households with water access	provider, 0 households with water access	ion completed, 0 households benefiting	0 households benefiting	completed, 0 households benefiting			
									0	1 000 000.00	1 000 000.00	2 670 000.00			Expenditure budget
INFR-33	Basic Services	To provide affordable, clean and potable water according to 100% of the population by 2015	Ga Raweshi and Gemarke Water Supply	Construction of Water supply project	Blouberg	Percentage construction of water supply project Number of household with water access	New indicator	50 Percent construction of water supply project 0 households with water access	Appointment of service provider, 0 households with water access	10 Percent construction completed, 0 households benefiting	20 Percent construction completed, 0 households benefiting	50 Percent construction completed, 0 households benefiting	5 263 000.00	None	Progress report
	Financial viability								0	1 000 000.00	2 000 000.00	2 263 000.00			Expenditure budget
INFR-34	Basic Services	To provide affordable, clean and potable water according to 100% of the population by 2015	Indermark BWS	Construction of Water supply project	Blouberg	Percentage construction of water supply project Number of household with water access	New indicator	100 Percent construction of water supply project 765 households with water access	10 Percent construction completed, 0 households benefiting	50 Percent construction completed, 0 households benefiting	75 Percent construction completed, 0 households benefiting	100 Percent construction completed, 765 households with water access	9 389 000.	None	Progress report

Project Number	Key performance area	Strategic Objective	Project Name	Project Description	Location	Key Performance Indicator	Baseline	2015/16 Annual Targets	Quarter 1 Targets	Quarter 2 Targets	Quarter 3 Targets	Quarter 4 Targets	2015/16 Annual Budget	Reason for review/variante	Means of Verification
	Financial viability								2 000 000.00	2 000 000.00	2 000 000.00	3 389 000.00			Expenditure budget
INFR-35	Basic Services	To provide affordable, clean and potable water according to 100% of the population by 2015	Lesfontein (Sekhung) / Springfield / La-Rochel Water Supply and Montz Water Supply	Construction of Water supply project	Blouberg	Percentage construction of water supply project Number of household with water access	New indicator	100 Percent construction of water supply project 2112 households with water access	70 Percent construction completed, 0 households benefiting	100 Percent construction completed, 2112 households with water access	No target for the quarter	No target for the quarter	877 000.00	None	Progress report
	Financial viability								400 000.00	377 000.00	0	0			
INFR-36	Basic Services	To provide affordable, clean and potable water according to 100% of the population by 2015	Letswatla Water Supply	Construction of Water supply project	Blouberg	Percentage construction of water supply project Number of household with water access	New indicator	40 Percent construction of water supply project 0 households with water access	Appointment of service provider, 0 households with water access	10 Percent construction completed, 0 households benefiting	20 Percent construction completed, 0 households benefiting	40 Percent construction completed, 0 households benefiting	3 648 000.00	None	Progress report
	Financial viability								0	1 000 000.00	1 000 000.00	1 648 000.00			
INFR-38	Basic Services	To provide affordable, clean and potable water according to 100% of	Pax Water Supply	Construction of Water supply project	Blouberg	Percentage construction of water supply project	New indicator	40 Percent construction of water supply project	Appointment of service provider, 0 households with	10 Percent construction completed, 0	20 Percent construction completed, 0 households benefiting	40 Percent construction completed, 0 household	3 510 000.00	None	Progress report

Project Number	Key performance area	Strategic Objective	Project Name	Project Description	Location	Key Performance Indicator	Baseline	2015/16 Annual Targets	Quarter 1 Targets	Quarter 2 Targets	Quarter 3 Targets	Quarter 4 Targets	2015/16 Annual Budget	Reason for review/variante	Means of Verification
	Financial viability	the population by 2015				Number of household with water access		0 households with water access	water access	households benefiting		s benefiting			
									0	1 000 000.00	1 000 000.00	1 510 000.00			Expenditure budget
INFR-39	Basic Services	To provide affordable, clean and potable water according to 100% of the population by 2015	Schoongesight Ext Water Supply	Construction of Water supply project	Blouberg	Percentage construction of water supply project Number of household with water access	New indicator	100 Percent construction of water supply project 270 households with water access	15 Percent construction completed, 0 households benefiting	30 Percent construction completed, 0 households benefiting	60 Percent construction completed, 0 households benefiting	100 Percent construction completed, 270 households with water access	9 524 000.00	None	Progress report
	Financial viability								0	2 000 000.00	3 000 000.00	4 524 000.00			Expenditure budget
INFR-40	Basic Services	To provide affordable, clean and potable water according to 100% of the population by 2015	Slaaphoek Water Supply	Construction of Water supply project	Blouberg	Percentage construction of water supply project Number of household with water access	New indicator	40 Percent construction of water supply project 0 households with water access	Appointment of service provider, 0 households with water access	10 Percent construction completed, 0 households benefiting	20 Percent construction completed, 0 households benefiting	40 Percent construction completed, 0 households benefiting	4 386 000.00	None	Progress report
	Financial viability								0	1 000 000.00	1 500 000.00	1 886 000.00			Expenditure budget

Project Number	Key performance area	Strategic Objective	Project Name	Project Description	Location	Key Performance Indicator	Baseline	2015/16 Annual Targets	Quarter 1 Targets	Quarter 2 Targets	Quarter 3 Targets	Quarter 4 Targets	2015/16 Annual Budget	Reason for review/variante	Means of Verification
INFR-41	Basic Services	To provide affordable, clean and potable water according to 100% of the population by 2015	Tswatsane Water Supply	Construction of Water supply project	Blouberg	Percentage construction of water supply project Number of household with water access	New indicator	100 Percent construction of water supply project 232 households with water access	Appointment of service provider, 0 households with water access	25 Percent construction completed, 0 households benefiting	60 Percent construction completed, 0 households benefiting	100 Percent construction completed, 232 households with water access	5 259 000.00	None	Progress report
	Financial viability								0	1 000 000.00	2 500 000.00	1 759 000.00			
INFR-42	Basic Services	To provide affordable, clean and potable water according to 100% of the population by 2015	Uitkyk 1&2 Water Supply	Construction of Water supply project	Blouberg	Percentage construction of water supply project Number of household with water access	New indicator	100 Percent construction of water supply project 204 households with water access	Appointment of service provider, 0 households with water access	25 Percent construction completed, 0 households benefiting	60 Percent construction completed, 0 households benefiting	100 Percent construction completed, 204 households with water access	7 565 000.00	None	Progress report
	Financial viability								0	2 500 000.00	2 500 000.00	2 565 000.00			
INFR-49	Basic Services	To provide affordable, clean and potable water according to 100% of the population by 2015	Witten (900 sites) BWS	Construction of Water supply project	Blouberg	Percentage construction of water supply project Number of household with water access	New indicator	100 Percent construction of water supply project 1674 households with water	Appointment of service provider, 0 households with water access	25 Percent construction completed, 0 households benefiting	60 Percent construction completed, 0 households benefiting	100 Percent construction completed, 1674 households with water access	161 000.00	None	Progress report

Project Number	Key performance area	Strategic Objective	Project Name	Project Description	Location	Key Performance Indicator	Baseline	2015/16 Annual Targets	Quarter 1 Targets	Quarter 2 Targets	Quarter 3 Targets	Quarter 4 Targets	2015/16 Annual Budget	Reason for review/variance	Means of Verification
	Financial viability							access							
									0	30 000.00	50 000.00	81 000.00			Expenditure budget
LEPELLE NKUMPI LOCAL MUNICIPALITY															
INFR-50	Basic Services	To provide affordable, clean and potable water according to 100% of the population by 2015	Groothoek (Lebowak gomo) Water Supply	Construction of Water supply project	Lepelle Nkumpi	Percentage construction of water supply project Number of household with water access	New indicator	100 Percent construction of water supply project 321 households with water access	25 Percent construction completed, 0 households benefiting	40 Percent construction completed, 0 households benefiting	70 Percent construction completed, 0 households benefiting	100 Percent construction completed, 321 households with water access	3 505 000.00	None	Progress report
	Financial viability								505 000.00	700 000.00	1 000 000.00	1300 000.00			Expenditure budget
INFR-51	Basic Services	To provide affordable, clean and potable water according to 100% of the population by 2015	Groothoek (Mathibela) Water Supply	Construction of Water supply project	Lepelle Nkumpi	Percentage construction of water supply project Number of household with water access	New indicator	50 Percent construction of water supply project 0 households with water access	10 Percent construction completed, 0 households benefiting	20 Percent construction completed, 0 households benefiting	30 Percent construction completed, 0 households benefiting	50 Percent construction completed, 0 households benefiting	5 562 000.00	None	Progress report
	Financial viability								1 000 000.00	1300 000.00	1 562 000.00	1 7 000.00			Expenditure budget

Project Number	Key performance area	Strategic Objective	Project Name	Project Description	Location	Key Performance Indicator	Baseline	2015/16 Annual Targets	Quarter 1 Targets	Quarter 2 Targets	Quarter 3 Targets	Quarter 4 Targets	2015/16 Annual Budget	Reason for review/variance	Means of Verification
INFR-52	Basic Services	To provide affordable, clean and potable water according to 100% of the population by 2015	Groothoek Regional Water Supply (Gamlapo Reticulation)	Construction of Water supply project	Lepelle Nkumpi	Percentage construction of water supply project Number of household with water access	New indicator	100 Percent construction of water supply project 365 households with water	Appointment of service provider, 0 households with water access	25 Percent construction completed, 0 households benefiting	60 Percent construction completed, 0 households benefiting	100 Percent construction completed, 365 households with water access	6 497 000.00	None	Progress report
	0								1 000 000.00	3 000 000.00	2 497 000.00	Expenditure budget			
INFR-53	Basic Services	To provide affordable, clean and potable water according to 100% of the population by 2015	Groothoek RWS (Ledwaba & Matome) water supply.	Construction of Water supply project	Lepelle Nkumpi	Percentage construction of water supply project Number of household with water access	New indicator	50 Percent construction of water supply project 0 households with water access	Appointment of service provider, 0 households with water access	15 Percent construction completed, 0 households benefiting	30 Percent construction completed, 0 households benefiting	50 Percent construction completed, 0 households benefiting	4 386 000.00	None	Progress report
	0								1 000 000.00	1 500 000.00	1 886 000.00	Expenditure budget			
INFR-54	Basic Services	To provide affordable, clean and potable water according to 100% of the population by 2015	Groothoek (Moletlane) Water Supply	Construction of Water supply project	Lepelle Nkumpi	Percentage construction of water supply project Number of household with water access	New indicator	100 Percent construction of water supply project 356 households with water access	Appointment of service provider, 0 households with water access	25 Percent construction completed, 0 households benefiting	60 Percent construction completed, 0 households benefiting	100 Percent construction completed, 356 households with water access	4 368 000.00	None	Progress report
	0								1 000 000.00	2 000 000.00	1 468 000.00	Expenditure budget			

Project Number	Key performance area	Strategic Objective	Project Name	Project Description	Location	Key Performance Indicator	Baseline	2015/16 Annual Targets	Quarter 1 Targets	Quarter 2 Targets	Quarter 3 Targets	Quarter 4 Targets	2015/16 Annual Budget	Reason for review/variante	Means of Verification
INFR-55	Basic Services	To provide affordable, clean and potable water according to 100% of the population by 2015	Mafefe BWS	Construction of Water supply project	Lepelle Nkumpi	Percentage construction of water supply project Number of household with water access	New indicator	100 Percent construction of water supply project 159 households with water access	Appointment of service provider, 0 households with water access	25 Percent construction completed, 0 households benefiting	60 Percent construction completed, 0 households benefiting	100 Percent construction completed, 159 households with water access	5 933 000.00	None	Progress report
	Financial viability								0	1 000 000.00	3 000 000.00	2 933 000.00			
INFR-56	Basic Services	To provide affordable, clean and potable water according to 100% of the population by 2015	Mphahlele RWS Hwelesha neng water supply.	Construction of Water supply project	Lepelle Nkumpi	Percentage construction of water supply project Number of household with water access	New indicator	50 Percent construction of water supply project 0 households with water access	Appointment of service provider, 0 households with water access	15 Percent construction completed, 0 households benefiting	30 Percent construction completed, 0 households benefiting	50 Percent construction completed, 0 households benefiting	3 509 000.00	None	Progress report
	Financial viability								0	1 000 000.00	1 500 000.00	2 009 000.00			
INFR-57	Basic Services	To provide affordable, clean and potable water according to 100% of the population by 2015	Mphahlele RWS Serobane ng water supply.	Construction of Water supply project	Lepelle Nkumpi	Percentage construction of water supply project Number of household with water access	New indicator	100 Percent construction of water supply project 618 households with water	Appointment of service provider, 0 households with water access	25 Percent construction completed, 0 households benefiting	60 Percent construction completed, 0 households benefiting	100 Percent construction completed, 618 households with water access	5 841 000.00	None	Progress report

Project Number	Key performance area	Strategic Objective	Project Name	Project Description	Location	Key Performance Indicator	Baseline	2015/16 Annual Targets	Quarter 1 Targets	Quarter 2 Targets	Quarter 3 Targets	Quarter 4 Targets	2015/16 Annual Budget	Reason for review/variante	Means of Verification
								access							
	Financial viability								0	1 000 000.00	3 000 000.00	2 841 000.00			Expenditure budget
INFR-58	Basic Services	To provide affordable, clean and potable water according to 100% of the population by 2015	Mphahlele RWS Thamagan e, Morotse, Marulanen g, Lenting and Tjiane water supply	Construction of Water supply project	Lepelle Nkumpi	Percentage construction of water supply project Number of household with water access	New indicator	40 Percent construction of water supply project 0 households with water access	Appointment of service provider, 0 households with water access	10 Percent construction completed, 0 households benefiting	25 Percent construction completed, 0 households benefiting	40 Percent construction completed, 0 households benefiting	13 933 000.00	None	Progress report
	Financial viability								0	3 000 000.00	4 000 000.00	6 933 000.00			Expenditure budget
INFR-59	Basic Services	To provide affordable, clean and potable water according to 100% of the population by 2015	Mphahlele RWS Tooseng water supply.	Construction of Water supply project	Lepelle Nkumpi	Percentage construction of water supply project Number of household with water access	New indicator	30 Percent construction of water supply project 0 households with water access	Appointment of service provider, 0 households with water access	10 Percent construction completed, 0 households benefiting	20 Percent construction completed, 0 households benefiting	30 Percent construction completed, 0 households benefiting	5 507 000.00	None	Progress report
	Financial viability								0	1 000 000.00	2 000 000.00	2 507 000.00			Expenditure budget

Project Number	Key performance area	Strategic Objective	Project Name	Project Description	Location	Key Performance Indicator	Baseline	2015/16 Annual Targets	Quarter 1 Targets	Quarter 2 Targets	Quarter 3 Targets	Quarter 4 Targets	2015/16 Annual Budget	Reason for review/variante	Means of Verification
INFR-61	Basic Services	To provide affordable, clean and potable water according to 100% of the population by 2015	Groothoek Ga-Rafiri water supply	Construction of Water supply project	Lepelle Nkumpi	Percentage construction of water supply project Number of household with water access	New indicator	100 Percent construction of water supply project 2218 households with water access	Appointment of service provider, 0 households with water access	25 Percent construction completed, 0 households benefiting	60 Percent construction completed, 0 households benefiting	100 Percent construction completed, 2218 households with water access	4 386 000.00	None	Progress report
	Financial viability								0	1000 000.00	1 386 000.00	2000 000.00			

MOLEMOLE LOCAL MUNICIPALITY

INFR-67	Basic Services	To provide affordable, clean and potable water according to 100% of the population by 2015	Dikgading, Sekonye, Mphakane and Springs Reticulation	Construction of Water supply project	Molemole	Percentage construction of water supply project Number of household with water access	New indicator	45 Percent construction of water supply project 0 households with water access	Appointment of service provider, 0 households with water access	15 Percent construction completed, 0 households benefiting	25 Percent construction completed, 0 households benefiting	45 Percent construction completed, 0 households benefiting	8 743 000.00	None	Progress report
	Financial viability								0	2 000 000.00	3 000 000.00	3 743 000.00			
INFR-68	Basic Services	To provide affordable, clean and potable water according to 100% of the population	Koekoe WS, Maupye WS, Schellenburg WS & Rheiland WS	Construction of Water supply project	Molemole	Percentage construction of water supply project Number of household	New indicator	100 Percent construction of water supply project 578	15 Percent construction completed, 0 households benefiting	35 Percent construction completed, 0 households	60 Percent construction completed, 0 households benefiting	100 Percent construction completed, 578 households with	12 602 000.00	None	Progress report

Project Number	Key performance area	Strategic Objective	Project Name	Project Description	Location	Key Performance Indicator	Baseline	2015/16 Annual Targets	Quarter 1 Targets	Quarter 2 Targets	Quarter 3 Targets	Quarter 4 Targets	2015/16 Annual Budget	Reason for review/variante	Means of Verification
		by 2015				with water access		households with water access		benefiting		water access			
	Financial viability								3 000 000.00	3 000 000.00	3 000 000.00	3 602 000.00			Expenditure budget
INFR-69	Basic Services	To provide affordable, clean and potable water according to 100% of the population by 2015	Mamotshana, Makgato, Sekalegolo RWS	Construction of Water supply project	Molemole	Percentage construction of water supply project Number of household with water access	New indicator	100 Percent construction of water supply project 521 households with water access	15 Percent construction completed, 0 households benefiting	25 Percent construction completed, 0 households benefiting	60 Percent construction completed, 0 households benefiting	100 Percent construction completed, 521 households with water access	4 439 000.00	None	Progress report
	Financial viability								1 000 000.00	1 000 000.00	1 000 000.00	1 439 000.00			Expenditure budget
INFR-70	Basic Services	To provide affordable, clean and potable water according to 100% of the population by 2015	Mogwadi Borehole	Construction of Water supply project	Molemole	Percentage construction of water supply project Number of household with water access	New indicator	25 Percent construction of water supply project 0 households with water access	No target for the quarter	No target for the quarter	No target for the quarter	25 Percent construction completed, 0 households benefiting	1 755 000.00	None	Progress report

Project Number	Key performance area	Strategic Objective	Project Name	Project Description	Location	Key Performance Indicator	Baseline	2015/16 Annual Targets	Quarter 1 Targets	Quarter 2 Targets	Quarter 3 Targets	Quarter 4 Targets	2015/16 Annual Budget	Reason for review/variance	Means of Verification
	Financial viability								0	0	0	1 755 000.00			Expenditure budget
INFR-71	Basic Services	To provide affordable, clean and potable water according to 100% of the population by 2015	Nyakelane	Construction of Water supply project	Molemole	Percentage construction of water supply project Number of household with water access	New indicator	40 Percent construction of water supply project 0 households with water access	Appointment of service provider, 0 households with water access	10 Percent construction completed, 0 households benefiting	20 Percent construction completed, 0 households benefiting	40 Percent construction completed, 0 households benefiting	4 474 000.00	None	Progress report
	Financial viability								0	1 000 000.00	1 000 000.00	2 474 000.00			Expenditure budget
INFR-72	Basic Services	To provide affordable, clean and potable water according to 100% of the population by 2015	Sekonye WS	Construction of Water supply project	Molemole	Percentage construction of water supply project Number of household with water access	New indicator	30 Percent construction of water supply project 0 households with water access	Appointment of service provider, 0 households with water access	10 Percent construction completed, 0 households benefiting	20 Percent construction completed, 0 households benefiting	30 Percent construction completed, 0 households benefiting	2 707 000.00	None	Progress report
	Financial viability								0	707 000.00	1 000 000.00	1 000 000.00			Expenditure budget

Project Number	Key performance area	Strategic Objective	Project Name	Project Description	Location	Key Performance Indicator	Baseline	2015/16 Annual Targets	Quarter 1 Targets	Quarter 2 Targets	Quarter 3 Targets	Quarter 4 Targets	2015/16 Annual Budget	Reason for review/variance	Means of Verification
INFR-78	Basic Services	To provide affordable, clean and potable water according to 100% of the population by 2015	Mohodi WS	Construction of Water supply project	Molemole	Percentage construction of water supply project Number of household with water access	New indicator	25 Percent construction of water supply project	No target for the quarter	No target for the quarter	No target for the quarter	25 Percent construction completed 0 households benefiting	3 509 000.00	None	Progress report
	0 household with water access							0	0	0	3 509 000.00	Expenditure budget			
	Financial viability														

WATER PLANNING & DESIGN

INFR-85	Basic Services	To provide affordable, clean and potable water according to RDP standards to 100% of the population by 2015.	Planning of water and sanitation projects	Development of technical reports	Capricorn DM	Number of technical reports developed	30 technical reports developed	20 technical reports developed	5 technical reports developed	10 technical reports developed	5 technical reports developed	No target for the quarter	16 000 000.00	None	Technical report
	5 000 000.00						6 000 000.00	5 000 000.00	0	Expenditure budget					
	Financial viability														

Project Number	Key performance area	Strategic Objective	Project Name	Project Description	Location	Key Performance Indicator	Baseline	2015/16 Annual Targets	Quarter 1 Targets	Quarter 2 Targets	Quarter 3 Targets	Quarter 4 Targets	2015/16 Annual Budget	Reason for review/variance	Means of Verification
INFR-86	Basic Services		Drilling of Boreholes (Ground water study)	Ground water development	Capricorn DM	Number of boreholes drilled	New baseline	20 boreholes drilled	Advertisement of the tender	Appointment of service provider	10 boreholes drilled	10 boreholes drilled	11 000 000.00	None	Progress report
								0	0	5 500 000.00	5 500 000.00	Expenditure budget			
	Financial viability														

SEWER AND RURAL SANITATION

INFR-88	Basic Services	To provide sanitation to 100% of the population by 2015	Aganang Sanitation	Sanitation	Aganang	Number of household with sanitation access	New indicator	305 households with sanitation access	Appointment of service provider, 0 households benefitting	30 Percent construction completed, 0 households benefitting	60 Percent construction completed, 0 households benefitting	100 Percent construction completed, 305 households with sanitation access	4 386 000.00	None	Progress report
	Financial viability								0	1 000 000.00	2 000 000.00	1 386 000.00			Expenditure budget
INFR-89	Basic Service	To provide sanitation	Blouberg Sanitation	Sanitation	Blouberg	Number of household	New indicator	305 househo	Appointment of	30 Percent	60 Percent construction	100 Percent	4 386 000.00	None	Progress report

Project Number	Key performance area	Strategic Objective	Project Name	Project Description	Location	Key Performance Indicator	Baseline	2015/16 Annual Targets	Quarter 1 Targets	Quarter 2 Targets	Quarter 3 Targets	Quarter 4 Targets	2015/16 Annual Budget	Reason for review/variante	Means of Verification
	es	to 100% of the population by 2015				with sanitation access		lds with sanitation access	service provider, 0 households benefiting	construction completed, 0 households benefiting	completed, 0 households benefiting	construction completed, 305 households with sanitation access			
	Financial viability								0	1 000 000.00	2 000 000.00	1 386 000.00			Expenditure budget
INFR-90	Basic Services	To provide sanitation to 100% of the population by 2015	Lepelle Nkumpi Sanitation	Sanitation	Lepelle Nkumpi	Number of household with sanitation access	New indicator	600 households with sanitation access	25 Percent construction completed, 0 households benefiting	50 Percent construction completed, 0 households benefiting	75 Percent construction completed, 0 households benefiting	100 Percent construction completed, 600 households with sanitation access	8 333 000.00	None	Progress report
	Financial viability								1 500 000.00	3 000 000.00	3 000 000.00	2 333 000.00			Expenditure budget
INFR-91	Basic Services	To provide sanitation to 100% of the population by 2015	Molemole Sanitation	Sanitation	Molemole	Number of household with sanitation access	New indicator	305 households with sanitation access	Appointment of service provider, 0 households benefiting	30 Percent construction completed, 0 households benefiting	60 Percent construction completed, 0 households benefiting	100 Percent construction completed, 305 households with sanitation access	4 386 000.00	None	Progress report
	Financial viability								0	1 000 000	2 000 000	1 386 000			Expenditure budget

Project Number	Key performance area	Strategic Objective	Project Name	Project Description	Location	Key Performance Indicator	Baseline	2015/16 Annual Targets	Quarter 1 Targets	Quarter 2 Targets	Quarter 3 Targets	Quarter 4 Targets	2015/16 Annual Budget	Reason for review/variance	Means of Verification
	y														
	Financial viability								Nil	Nil	1 000 000	2 000 000			

Project No.	Key performance Area	Strategic Objectives	Project Name	Project Description (major activities)	Location	Key performance indicator	Baseline	2015/16 Annual Targets	Quarter 1 Targets	Quarter 2 Targets	Quarter 3 Targets	Quarter 4 Targets	2015/16 Annual Budget	Reasons for review/ variance	Means of Verification
PROJECT MANAGEMENT UNIT															
INFR-93	Good Governance and Public Participation	To ensure compliance on MIG Requirements and Conditions	Management of the Municipal Infrastructure Programme	Establish and enforce project management standards	CDM	Percentage of MIG Expenditure	New Indicator	70 percent MIG Expenditure	5 percent MIG Expenditure	25 percent MIG Expenditure	50 percent MIG Expenditure	70 percent MIG Expenditure	Opex	None	Expenditure Report
INFR-94	Good Governance and Public Participation	To ensure compliance on MIG Requirements and Conditions	Management of GIS	Planning and monitoring of infrastructure projects through GIS	CDM	Percentage of infrastructure projects monitored through GIS	50 percent of infrastructure projects monitored through GIS	50 percent of infrastructure projects monitored through GIS	50 percent of infrastructure projects monitored through GIS	50 percent of infrastructure projects monitored through GIS	50 percent of infrastructure projects monitored through GIS	50 percent of infrastructure projects monitored through GIS	Opex	None	GIS report
INSTITUTIONAL AND SOCIAL DEVELOPMENT															
INFR-95	Good Governance and Public	To ensure compliance on MIG	Community mobilization	Facilitate community involvement in	CDM	Percentage of project steering Committees	New indicator	100 percent of project	100 percent of project	100 percent of project	100 percent of project	100 percent of project	Opex	None	Reports

Project No.	Key performance Area	Strategic Objectives	Project Name	Project Description (major activities)	Location	Key performance indicator	Baseline	2015/16 Annual Targets	Quarter 1 Targets	Quarter 2 Targets	Quarter 3 Targets	Quarter 4 Targets	2015/16 Annual Budget	Reasons for review/ variance	Means of Verification
	Participation	Requirements and Conditions	n	the planning of infrastructure projects		participate in the planning of infrastructure projects		steering Committees participate in the planning of infrastructure projects	steering Committees participate in the planning of infrastructure projects	steering Committees participate in the planning of infrastructure projects	project steering Committees participate in the planning of infrastructure projects	Committees participate in the planning of infrastructure projects			
INFR-96	Good Governance and Public Participation	To ensure compliance on MIG Requirements and Conditions	Projects inauguration and community participation	Facilitate projects site hand overs to appointed contractors	CDM	Percentage of appointed service providers introduced to key stakeholders in the community	New indicator	100 percent of appointed service providers introduced to key stakeholders in the community	100 percent of appointed service providers introduced to key stakeholders in the community	100 percent of appointed service providers introduced to key stakeholders in the community	100 percent of appointed service providers introduced to key stakeholders in the community	100 percent of appointed service providers introduced to key stakeholders in the community	Opex	None	Appointment letters of service providers and the attendance registers
INFR-97	Good Governance and Public Participation	To ensure compliance on MIG Requirements and Conditions	Job creation facilitation	Facilitate the employment of local labor in the implementation of projects	CDM	Percentage of jobs facilitated in the implementation of projects	New indicator	100 percent of jobs facilitated in the implementation of projects	100 percent of jobs facilitated in the implementation of projects	100 percent of jobs facilitated in the implementation of projects	100 percent of jobs facilitated in the implementation of projects	100 percent of jobs facilitated in the implementation of projects	Opex	None	Reports
INFR-98	Good	To ensure	Water	Facilitate	CDM	Number of water	New	20 water	5 water	5 water	5	5 water	OPEX	None	Attendance

Project No.	Key performance Area	Strategic Objectives	Project Name	Project Description (major activities)	Location	Key performance indicator	Baseline	2015/16 Annual Targets	Quarter 1 Targets	Quarter 2 Targets	Quarter 3 Targets	Quarter 4 Targets	2015/16 Annual Budget	Reasons for review/ variance	Means of Verification
	Governance and Public Participation	compliance on MIG Requirements and Conditions	demand management and conservation awareness campaigns	awareness campaigns against system tempering on the water supply systems		demand management and conservation awareness campaigns	Indicator	demand management and conservation awareness campaigns	demand management and conservation awareness campaigns conducted	demand management and conservation awareness campaigns conducted	water demand management and conservation awareness campaigns conducted	demand management and conservation awareness campaigns conducted			registers/Programmes
			Health and hygiene awareness campaigns	Facilitate Health and Hygiene awareness on sanitation projects	CDM	Number of Health and Hygiene awareness campaigns	New Indicator	20 Health and Hygiene awareness campaigns	5 Health and Hygiene awareness campaigns conducted	5 Health and Hygiene awareness campaigns conducted	5 Health and Hygiene awareness campaigns conducted	5 Health and Hygiene awareness campaigns conducted	OPEX	None	Attendance registers/Programmes

Business Unit	<ul style="list-style-type: none"> Corporate Services Department – Vote 3
Outcome 9:	<ul style="list-style-type: none"> Responsive, Accountable, Effective and Efficient Local Government System
Outputs:	<ul style="list-style-type: none"> Administrative and financial capability
Key Strategic Organizational Objectives:	<ul style="list-style-type: none"> To increase the capacity of the district to deliver its mandate

Project No.	Project Name	Key Performance Area	Strategic Objectives	Project Description (major activities)	Location	Key performance indicator	Baseline	2015/16 Annual Targets	Quarter 1 Targets	Quarter 2 Targets	Quarter 3 Targets	Quarter 4 Targets	2015/16 Annual Budget	Reason for review/ variance	Mean of verification
CPS-01	Office Furniture	Municipal Transformation and Organizational Development	To provide auxiliary support services to all departments	Procurement of office furniture	CDM	Percentage of requested office furniture procured	100 percent of requested office furniture procured in line with available budget	100 percent of requested office furniture procured in line with available budget by June 2016.	No target for the quarter	TOR developed and approved	Service provider appointed and SLA signed	100 percent of requested office furniture procured in line with available budget by June 2016.	1 800 000.00	None	Delivery note
		0							0	0	1 800 000.00	Payment vouchers			
CPS-02	Procurement of Air-Conditioner	Municipal Transformation and Organizational Development	To provide auxiliary support services to all departments	Procurement of air conditioners	CDM	Number of air-conditioners procured	17 air conditioners procured	10 air-conditioners procured by June 2016	No target for the quarter	TOR developed and approved	Service provider appointed and SLA signed	10 air-conditioners procured	300 000.00	None	Delivery note
		0							0	0	300 000.00	Payment vouchers			
CPS-04	Parking shades	Municipal Transformation and Organizational Development	To provide auxiliary support services to all departments	Parking shades	CDM	Number of parking shades installed	Parking shades installed at three areas	12 parking shades installed	No target for the quarter	TOR developed and approved	Service provider appointed and SLA signed	12 parking shades installed	850 000.00	None	parking shades
		0							0	0	850 000.00	Payment			

Project No.	Project Name	Key Performance Area	Strategic Objectives	Project Description (major activities)	Location	Key performance indicator	Baseline	2015/16 Annual Targets	Quarter 1 Targets	Quarter 2 Targets	Quarter 3 Targets	Quarter 4 Targets	2015/16 Annual Budget	Reason for review/ variance	Mean of verification
															Vouchers
CPS-05	Professional fees & office accommodation	Municipal Transformation and Organizational Development	To provide auxiliary support services to all departments	Professional Fees – Phase 2 (transactional advisor)	CDM	Percentage of building construction achieved	New indicator	50 percent of building construction achieved by June 2016	5 percent of building construction achieved	10 percent of building construction achieved	25 percent of building construction achieved	50 percent of building construction achieved	1 000 000.00	None	Report on building construction
		0							0	500 000.00	500 000.00	Payment Vouchers			
CPS-06	Repairs and maintenance	Municipal Transformation and Organizational Development	To provide auxiliary support services to all departments	Repairs and maintenance [Vehicles]	CDM	Percentage maintenance of vehicles,	100 percent compliance with vehicle maintenance	100 percent compliance with vehicle maintenance	100 percent compliance with vehicle maintenance	100 percent compliance with vehicle maintenance	100 percent compliance with vehicle maintenance	100 percent compliance with vehicle maintenance	4 730 000.00	None	Report on compliance with the maintenance plan
		1 182 500.00							1 182 500.00	1 182 500.00	1 182 500.00	Payment Vouchers			
CPS-07	Fleet management solution	Municipal Transformation and Organizational Development	To provide auxiliary support services to all departments	Maintenance of fleet	CDM	Percentage of required fleet maintenance solution attended to	100 percent of required fleet maintenance attended to	100 percent of required fleet maintenance attended to (service, repairs, two-way) by June 2016	100 percent of required fleet maintenance attended to (service, repairs, two-way)	100 percent of required fleet maintenance attended to (service, repairs, two-way)	100 percent of required fleet maintenance attended to (service, repairs, two-way)	100 percent of required fleet maintenance attended to (service, repairs, two-way)	1 480 000 000.00	None	Report on maintenance of fleet
		370 000							370 000	370 000	370 000	Payment Vouchers			

Project No.	Project Name	Key Performance Area	Strategic Objectives	Project Description (major activities)	Location	Key performance indicator	Baseline	2015/16 Annual Targets	Quarter 1 Targets	Quarter 2 Targets	Quarter 3 Targets	Quarter 4 Targets	2015/16 Annual Budget	Reason for review/ variance	Mean of verification
CPS-08	Plant and equipment purchases.	Municipal Transformation and Organizational Development	To provide auxiliary support services to all departments	Purchasing of plants and equipment	CDM	Percentage of requested Plant and Equipment purchased in line with the available budget	100 percent of requested Plant and Equipment purchased in line with the available budget by June 2015	100 percent of requested Plant and Equipment purchased in line with the available budget by June 2016	No target for the quarter	TOR developed and approved	Service provider appointed and SLA signed	100 percent of requested Plant and Equipment purchased in line with the available budget by June 2016	2 393 000.00	None	Delivery note/R reports
		0							0	0	2 393 000.00	Payment Vouchers			
CPS-09	Purchase and maintenance of fire extinguishers for water tankers	Municipal Transformation and Organizational Development	To provide auxiliary support services to all departments	Purchase and maintenance of fire extinguishers for water tankers	CDM	Number of fire extinguishers for water tankers purchase and maintained	New indicator	30 fire extinguishers for water tankers purchase and maintained	No target for the quarter	TOR developed and approved	Service provider appointed and SLA signed	30 fire extinguishers for water tankers purchase and maintained	250 000.00	None	Maintenance plan and delivery note
		0							0	0	250 000.00	Payment Vouchers			
CPS-10	Refurbishment of Operation and Maintenance fleet	Municipal Transformation and Organizational Development	To provide auxiliary support services to all departments	Refurbishment of water tankers and maintenance of half trucks canopies	CDM	Number of operation and maintenance fleet refurbished.	New indicator	23 operation and maintenance fleet refurbished (9 water tankers and 14 maintenance trucks)	No target for the quarter	TOR developed and approved	Service provider appointed and SLA signed	23 operation and maintenance fleet refurbished (9 water tankers and 14 maintenance trucks)	1 000 000.00	None	Report on fleet refurbished
		0							0	0	1 000 000.00	Payment Voucher			

Project No.	Project Name	Key Performance Area	Strategic Objectives	Project Description (major activities)	Location	Key performance indicator	Baseline	2015/16 Annual Targets	Quarter 1 Targets	Quarter 2 Targets	Quarter 3 Targets	Quarter 4 Targets	2015/16 Annual Budget	Reason for review/ variance	Mean of verification
CPS-11	Offsite records management	Municipal Transformation and Organizational Development	To provide sustainable records management	Procurement of Offsite records management	CDM	Number of Offsite records management procured and maintained	1 offsite records management procured	1 Offsite records management procured and maintained by June 2016	No target for the quarter	TOR developed and approved	Service provider appointed and SLA signed	1 Offsite records management procured	1 000 000.00	None	Report on offsite records management
		0							0	0	1 000 000.00	Payment Vouchers			
CPSD-12	PAIA Compliance	Municipal Transformation and Organizational Development	To provide sustainable records management	Annual PAIA report submitted to South African Human Rights Commission	CDM	Number of PAIA reports compiled and submitted	4 PAIA reports compiled and submitted	3 reports compiled and submitted	No target for the quarter	1 reports compiled and submitted	1 reports compiled and submitted	1 reports compiled and submitted	Opex	None	Report on PAIA compliance
CPSD-13	Records Management	Municipal Transformation and Organizational Development	To provide sustainable records management	Implementation of records management	CDM	Number of compliance reports compiled and submitted on file plan.	3 compliance reports compiled and submitted on file plan.	3 compliance reports compiled and submitted on file plan	No target for the quarter	1 compliance reports compiled and submitted on file plan	1 compliance reports compiled and submitted on file plan	1 compliance reports compiled and submitted on file plan	Opex	None	Compliance report
ICT AND IKM															
CPSD-14	Procurement and implementation of computer hardware, software, systems and networks	Municipal Transformation and Organizational Development	To provide integrated Information Technology services and support to the Municipality	Procurement and implementation of hardware (computers, Software, network, virtualisation, cameras and access control)	CDM	Number of computers, network installed, software, offices with cameras and access control procured and implemented	120 Computer, 7 networks, 5 offices with cameras and 1 with access control	80 Computers, 2 networks installed, 1 software, 2 offices with cameras and access control procured and implemented by June 2016	No target for the quarter	No target for the quarter	No target for the quarter	80 Computers, 2 networks installed 1 software, 2 offices with cameras and access control by June 2016	1 400 000.00	None	Proof of payment
		Financial													

Project No.	Project Name	Key Performance Area	Strategic Objectives	Project Description (major activities)	Location	Key performance indicator	Baseline	2015/16 Annual Targets	Quarter 1 Targets	Quarter 2 Targets	Quarter 3 Targets	Quarter 4 Targets	2015/16 Annual Budget	Reason for review/ variance	Mean of verification
		Viability										000.00			ent Vouchers
CPSD -15	Maintenance of computer equipment	Municipal Transformation and Organizational Development	To provide integrated Information Technology services and support to the Municipality	Maintenance of IT equipment (Cameras access control, computers, printers, servers laptops, switches)	CDM	Percentage of computer equipment repaired and maintained	100% percent of computer equipment maintained	100 Percent of computer equipment repaired and maintained by June 2016	100 Percent of computer equipment repaired and maintained	100 Percent of computer equipment repaired and maintained	100 Percent of computer equipment repaired and maintained	100 Percent of computer equipment repaired and maintained	263 000.00	None	Proof of payment and report
		Financial Viability							65 750.00	65 750.00	65 750.00	65 750.00			Payment Vouchers
CPSD -16	Computer services	Municipal Transformation and Organizational Development	To provide integrated Information Technology services and support to the Municipality	Payment of system licences and services	CDM	Number of systems licenses and services paid	5 system licenses annually	5 system licensed and 4 services paid by June 2016	1 system licenced and 2 service paid	1 system licenced and 2 service paid	2 system licenced and 2 service paid	1 system licenced and 2 service paid	4 400 000.00	None	Proof of payment and system licenses
		Financial Viability							1 100 000.00	1 100 000.00	1 100 000.00	1 100 000.00			Payment Vouchers
CPSD -17	Mobile device management solution	Municipal Transformation and Organizational Development	To provide integrated Information Technology services and support to the Municipality	Implementation of Mobile device management solution	CDM	Percentage implementation of mobile device management solution	New indicator	100 percent implementation of mobile device management solution by June 2016	No target for the quarter	No target for the quarter	No target for the quarter	100 percent implementation of mobile device management solution by June 2016	800 000.00	None	Report on implementation of mobile device solution
		Financial Viability							0	0	0	800 000.00			Payment Vouchers
CPSD	IT Service	Municipal	To provide	Implementati	CDM	Number of IT	New	1 IT Service	No target	No target for	No target	1 IT	800 000.0	None	Repor

Project No.	Project Name	Key Performance Area	Strategic Objectives	Project Description (major activities)	Location	Key performance indicator	Baseline	2015/16 Annual Targets	Quarter 1 Targets	Quarter 2 Targets	Quarter 3 Targets	Quarter 4 Targets	2015/16 Annual Budget	Reason for review/ variance	Mean of verification
-18	Management Solution	Transformation and Organizational Development	integrated Information Technology services and support to the Municipality	Implementation of IT Service Management Solution		Service Management Solution implemented and supported	indicator	Management Solution implemented	for the quarter	the quarter	for the quarter	Service Management Solution implemented	0		t and proof of payment
		0							0	0	800 000.00	Payment Vouchers			
CPSD-19	Biometric access control system	Municipal Transformation and Organizational Development	To provide integrated Information Technology services and support to the Municipality	Implementation of Biometric access control system	CDM	Percentage of biometric access control system implemented.	New indicator	100 percent of biometric access control system implemented by June 2016	No target for the quarter	No target for the quarter	50 percent of biometric access control system implemented	100 percent of biometric access control system implemented	250 000.00	None	proof of payment Report and
		0							0	125 000.00	125 000.00	Payment Vouchers			
CPS-20	Disaster recovery plan implementation	Municipal Transformation and Organizational Development	To provide integrated Information Technology services and support to the Municipality	Implementation of disaster recovery plan	CDM	Number of Disaster recovery plan implemented	Disaster recovery plan available	1 Disaster recovery plan implemented by June 2016	1 Disaster recovery plan implemented	No target for the quarter	No target for the quarter	No target for the quarter	300 000.00	None	Report on disaster recovery plan
		300 000.00							0	0	0	Payment Vouchers			
CPS-21	SAP Upgrade, Maintenance and support	Municipal Transformation and Organizational Development	To upgrade and implement an integrated SAP system within the district	SAP upgrade, maintenance and support	CDM	Percentage of upgrade and implementation of SAP system	50% implementation	100 percent implementation of SAP (upgrade phase 3)	70 percent implementation of SAP (upgrade phase 3)	80 percent implementation of SAP (upgrade phase 3)	100 percent implementation of SAP (upgrade phase 3)	No target for the quarter	2 900 000.00	None	Report upgrade and implementation of SAP

Project No.	Project Name	Key Performance Area	Strategic Objectives	Project Description (major activities)	Location	Key performance indicator	Baseline	2015/16 Annual Targets	Quarter 1 Targets	Quarter 2 Targets	Quarter 3 Targets	Quarter 4 Targets	2015/16 Annual Budget	Reason for review/ variance	Mean of verification
															system
		Financial Viability							966 666	966 666	966 666	0			
LEGAL SERVICES															
CPSD -22	Litigation management/ Legal expenses	Municipal Transformation and Organizational Development	To provide legal services	Litigation management/ Legal expenses	CDM	Percentage of all cases defended and instituted	100 percent of all cases defended and instituted	100 percent of all cases defended and instituted by June 2016	100 percent of all cases defended and instituted	100 percent of all cases defended and instituted	100 percent of all cases defended and instituted	100 percent of all cases defended and instituted	2 150 000.00	None	Litigation Report
		Financial Viability							537 500	537 500	537 500	537 500			
CPSD -23	Advisory services	Municipal Transformation and Organizational Development	To provide legal services	legal advices provided	CDM	Percentage of requested legal advices provided	100 percent of requested legal advices provided	100 percent of requested legal advices provided by June 2016	100 percent of requested legal advices provided	100 percent of requested legal advices provided	100 percent of requested legal advices provided	100 percent of requested legal advices provided	Opex	None	Report on legal advices provided
CPSD -24	Contracts development	Municipal Transformation and Organizational Development	To provide legal services	Contracts drafted and edited	CDM	Percentage of requested contracts drafted and edited	100 percent of requested contracts drafted and edited	100 percent of requested contracts drafted and edited by June 2016	100 percent of requested contracts drafted and edited	100 percent of requested contracts drafted and edited	100 percent of requested contracts drafted and edited	100 percent of requested contracts drafted and edited	Opex	None	Report on development of contracts
CPSD -25	Development or review of by-laws and legal review of policies	Municipal Transformation and Organizational Development	To provide legal services	Development or review of by-laws -Air Quality -Municipal Health	CDM	Percentage of required by-laws developed or reviewed	100 percent of development or review of by-laws and legal review of policies	100 percent of required by-laws developed or reviewed by June 2016	100 percent of required by-laws developed or reviewed by June 2016	100 percent of required by-laws developed or reviewed by June 2016	100 percent of required by-laws developed or reviewed by June 2016	100 percent of required by-laws developed or reviewed by June 2016	Opex	None	Report on by-laws and policies development or

Project No.	Project Name	Key Performance Area	Strategic Objectives	Project Description (major activities)	Location	Key performance indicator	Baseline	2015/16 Annual Targets	Quarter 1 Targets	Quarter 2 Targets	Quarter 3 Targets	Quarter 4 Targets	2015/16 Annual Budget	Reason for review/ variance	Mean of verification
HUMAN RESOURCES(KPA 6:MUNICIPAL TRANSFORMATION AND ORGANISATIONAL DEVELOPMENT)															
CPSD -26	Protective clothing	Municipal Transformation and Organizational Development	To effectively and efficiently recruit and retain competent Human Capital and sound labour relations	Supply of protective clothing to requesting departments	CDM	Number of requesting departments supplied with protective clothing	03 departments supplied with protective clothing	6 departments supplied with protective clothing by June 2016.	No target for the quarter	No target for the quarter	No target for the quarter	06 departments supplied with protective clothing	3 150 000.00	None	Proof of payment
		Financial Viability							0	0	0	3 150 000.00			
CPSD -27	Recruitment and selection process	Municipal Transformation and Organizational Development	To effectively and efficiently recruit and retain competent Human Capital and sound labour relations	Recruit and select suitable candidates for positions	CDM	Percentage filling of all funded vacancies	90 percent filling of all funded vacancies	90 percent filling of all funded vacancies by June 2016	90 percent filling of all funded vacancies	90 percent filling of all funded vacancies	90 percent filling of all funded vacancies	90 percent filling of all funded vacancies	685 000.00	None	Report on filling of funded posts
		Financial Viability							171 250.00	171 250.00	171 250.00	171 250.00			
CPSD -28	Retention Strategies	Municipal Transformation and Organizational Development	To effectively and efficiently recruit and retain competent Human Capital and sound labour relations	Implementation of retention strategies	CDM	Number of retention strategies implemented	3 Retention strategies implemented	3 Retention strategies implemented by June 2016	No target for the quarter	1 Retention strategies implemented	1 Retention strategies implemented	1 Retention strategies implemented	155 000.00	None	Report on implemented strategies

Project No.	Project Name	Key Performance Area	Strategic Objectives	Project Description (major activities)	Location	Key performance indicator	Baseline	2015/16 Annual Targets	Quarter 1 Targets	Quarter 2 Targets	Quarter 3 Targets	Quarter 4 Targets	2015/16 Annual Budget	Reason for review/ variance	Mean of verification
		Financial Viability							0	0	0	155 000.00			Payment voucher
CPSD -29	Capacity building and Performance Management support	Municipal Transformation and Organizational Development	To effectively and efficiently recruit and retain competent Human Capital and sound labour relations	Coordination of activities(Capacity building)	CDM	Number of Performance Management System activities coordinated	12 Performance Management System activities coordinated	3 Performance Management System activities coordinated	1 Performance Management System activities coordinated	No target for the quarter	1 Performance Management System activities coordinated	1 Performance Management System activities coordinated	13 000.00	None	Attendances registers
		4 333.33							0		4 333.33	4 333.33			
CPSD -30	Performance Reviews	Municipal Transformation and Organizational Development	To effectively and efficiently recruit and retain competent Human Capital and sound labour relations	Performance Reviews	CDM	04 performance reviews coordinated			01 performance reviews coordinated	01 performance reviews coordinated	01 performance reviews coordinated	No target for the quarter	8 140 000.00	None	Reports on performance reviews
		0							0	6 384 000.00	0				
CPSD -31	Medical Surveillance	Municipal Transformation and Organizational Development	To effectively and efficiently recruit and retain competent Human Capital and sound	Conduct medical surveillance	CDM	Number of employees referred for medical surveillance	100 employees referred for medical surveillance	200 employees referred for medical surveillance by June 2016	50 employees referred for medical surveillance	50 employees referred for medical surveillance	50 employees referred for medical surveillance	50 employees referred for medical surveillance	247 000.00	None	Attendance register

Project No.	Project Name	Key Performance Area	Strategic Objectives	Project Description (major activities)	Location	Key performance indicator	Baseline	2015/16 Annual Targets	Quarter 1 Targets	Quarter 2 Targets	Quarter 3 Targets	Quarter 4 Targets	2015/16 Annual Budget	Reason for review/ variance	Mean of verification
			labour relations												
		Financial Viability							61 750.00	61 750.00	61 750.00	61 750.00			Payment Vouchers
CPSD -32	Hazard Identification and Risk Assessment (HIRA)	Municipal Transformation and Organizational Development	To effectively and efficiently recruit and retain competent Human Capital and sound labour relations	Conduct HIRA	CDM	Number of sites with Hira conducted	4 sites with Hira conducted	4 sites with Hira conducted by June 2016	No target for the quarter	1 sites with Hira conducted	1 sites with Hira conducted	2 sites with Hira conducted	Opex	None	Report on HIRA
CPSD -33	Capacity building	Municipal Transformation and Organizational Development	To effectively and efficiently recruit and retain competent Human Capital and sound labour relations	Capacity building on OHS activities	CDM	Number of OHS capacity building programmes conducted	2 OHS capacity Building programmes conducted	4 OHS capacity Building programmes conducted by June 2016	1 OHS capacity Building programmes conducted	1 OHS capacity Building programmes conducted	1 OHS capacity Building programmes conducted	1 OHS capacity Building programmes conducted	Opex	None	Attendance register
CPSD -34	Employee Wellness Program (EWP)	Municipal Transformation and Organizational Development	To effectively and efficiently recruit and retain competent Human Capital and sound labour relations	Implementation of the Employee Wellness Programme	CDM	Percentage implementation of Employee Wellness Interventions	100 Percent implementation of Employee Wellness Interventions	100 Percent implementation of Employee Wellness Interventions	100 Percent implementation of Employee Wellness Interventions	100 Percent implementation of Employee Wellness Interventions	100 Percent implementation of Employee Wellness Interventions	100 Percent implementation of Employee Wellness Interventions	2 100 000.00	None	Report on implementation of EWP
		Financial Viability													525 000.00

Project No.	Project Name	Key Performance Area	Strategic Objectives	Project Description (major activities)	Location	Key performance indicator	Baseline	2015/16 Annual Targets	Quarter 1 Targets	Quarter 2 Targets	Quarter 3 Targets	Quarter 4 Targets	2015/16 Annual Budget	Reason for review/ variance	Mean of verification
CPSD -35	Sports Activities	Municipal Transformation and Organizational Development	To effectively and efficiently recruit and retain competent Human Capital and sound labour relations	Coordination of Sports activities	CDM	Number of employee sports activities coordinated	4 employee sports activities coordinated	4 employee sports activities coordinated	No target for the quarter	1 employee sports activities coordinated	2 employee sports activities coordinated	1 employee sports activities coordinated	Opex	None	Report on coordination of sports activities
CPSD -36	Employee Relations	Municipal Transformation and Organizational Development	To effectively and efficiently recruit and retain competent Human Capital and sound labour relations	Effective Management of Labour cases	CDM	Percentage of referred cases attended to within the required time frame	100 percent of all referred cases attended to within the required time frame	100 percent of all referred cases attended to within 90 days	100 percent of all referred cases attended to within 90 days	percent of all referred cases attended to within 90 days	percent of all referred cases attended to within 90 days	percent of all referred cases attended to within 90 days	325 000.00	None	Report on labour cases attended to
		81 250.00							81 250.00	81 250.00	81 250.00	Payment vouchers			
CPSD -37	Induction	Municipal Transformation and Organizational Development	To effectively and efficiently recruit and retain competent Human Capital and sound labour relations	Induction of new and current employees	CDM	Number of induction session conducted	7 induction session conducted	5 induction session conducted by June 2016	1 induction session conducted	1 induction session conducted	2 induction session conducted	1 induction session conducted	215 000.00	None	Attendance registers
		53750							53750	53750	53750	Payment			

Project No.	Project Name	Key Performance Area	Strategic Objectives	Project Description (major activities)	Location	Key performance indicator	Baseline	2015/16 Annual Targets	Quarter 1 Targets	Quarter 2 Targets	Quarter 3 Targets	Quarter 4 Targets	2015/16 Annual Budget	Reason for review/ variance	Mean of verification
															Vouchers
CPSD -38	Development and submission of WSP	Municipal Transformation and Organizational Development	To effectively and efficiently recruit and retain competent Human Capital and sound labour relations	Development and submission of the WSP to LGSETA	CDM	Number of Work Skills Plan (WSP) submitted to LGSETA	1 Work Skills Plan (WSP) submitted to LGSETA	1 Work Skills Plan (WSP) submitted to LGSETA by June 2016	No target	No target	No target	1 Work Skills Plan (WSP) submitted to LGSETA	Opex	None	Work Skills Plan (WSP) document
CPSD -39	Training of employees	Municipal Transformation and Organizational Development	To effectively and efficiently recruit and retain competent Human Capital and sound labour relations	Training of employees	CDM	Percentage of the training budget spent on the implementation of the WSP	100 percent of the training budget spent on the implementation of WSP	100 percent of the training budget spent on the implementation of WSP by June 2016	5 percent of the training budget spent on the implementation of WSP	25 percent of the training budget spent on the implementation of WSP	50 percent of the training budget spent on the implementation of WSP	100 percent of the training budget spent on the implementation of WSP	1 890 000.00	None	Budget report
		472 000.00							472 000.00	472 000.00	472 000.00	Payment Vouchers			
CPSD -40	Training of councillors	Municipal Transformation and Organizational Development	To effectively and efficiently recruit and retain competent Human Capital and sound labour relations	Training of councillors	CDM	Percentage of the training budget spent on Councilors training	100 percent of the training budget spent on Councilors training	100 percent of the training budget spent on Councilors training by June 2016	5 percent of the training budget spent on Councilors training	25 percent of the training budget spent on Councilors training	50 percent of the training budget spent on Councilors training	100 percent of the training budget spent on Councilors training	840 000.00	None	Budget report
		210 000.00							210 000.00	210 000.00	210 000.00	Payment Vouchers			
		Financial Viability													

Project No.	Project Name	Key Performance Area	Strategic Objectives	Project Description (major activities)	Location	Key performance indicator	Baseline	2015/16 Annual Targets	Quarter 1 Targets	Quarter 2 Targets	Quarter 3 Targets	Quarter 4 Targets	2015/16 Annual Budget	Reason for review/ variance	Mean of verification
CPSD -41	Bursaries fund Internal	Municipal Transformation and Organizational Development	To effectively and efficiently recruit and retain competent Human Capital and sound labour relations	Awarding of bursaries to internal employees	CDM	Percentage of eligible employees awarded with bursaries in line with available budget	100 Percentage of identified eligible employees awarded with bursaries in line with available budget	100 Percentage of identified eligible employees awarded with bursaries in line with available budget by June 2016	No target for the quarter	No target for the quarter	No target for the quarter	100 Percentage of identified eligible employees awarded with bursaries in line with available budget by June 2016	1 000 000.00	None	Report on bursary allocation
		0							0	0	1 000 000.00	Payment Vouchers			
CPSD -42	Bursary fund external	Municipal Transformation and Organizational Development	To effectively and efficiently recruit and retain competent Human Capital and sound labour relations	Awarding of bursary to external people	CDM	Percentage of eligible people awarded with bursaries in line with available budget	100 Percentage of identified eligible people awarded with bursaries in line with available budget	100 Percentage of identified eligible people awarded with bursaries in line with available budget by June 2016	No target for the quarter	No target for the quarter	No target for the quarter	100 Percentage of identified eligible people awarded with bursaries in line with available budget	1 000 000.00	None	Report on bursary allocation
		0							0	0	1 000 000.00	Payment Vouchers			
CPSD -43	Leainerships. Internships and experiential training	Municipal Transformation and Organizational Development	To effectively and efficiently recruit and retain competent Human Capital and sound	Capacitate young people in the district with regard to Learnerships, internships, and experiential	CDM	Number of programs put in place to capacitate young people in the district	3 programs put in place to capacitate young people in the district	3 programs put in place to capacitate young people in the district by June 2016	No target for the quarter	1 programs put in place to capacitate young people in the district by June 2016	1 programs put in place to capacitate young people in the district by June 2016	1 programs put in place to capacitate young people in the district by June 2016	200 000.00	None	Report on capacitation of young people in the district

Project No.	Project Name	Key Performance Area	Strategic Objectives	Project Description (major activities)	Location	Key performance indicator	Baseline	2015/16 Annual Targets	Quarter 1 Targets	Quarter 2 Targets	Quarter 3 Targets	Quarter 4 Targets	2015/16 Annual Budget	Reason for review/ variance	Mean of verification
		Financial Viability	labour relations	training					0	66666.67	66666.67	66666.67			Payment vouchers
CPSD -44	Job evaluation	Municipal Transformation and Organizational Development	To effectively and efficiently recruit and retain competent Human Capital and sound labour relations	Conduct job evaluation	CDM	Percentage of jobs evaluated	100 Percent jobs evaluated	100 Percent of requested jobs evaluated by June 2016	100 Percent of requested jobs evaluated	100 Percent of requested jobs evaluated	100 Percent of requested jobs evaluated	100 Percent of requested jobs evaluated	200 000.00	None	Report on job evaluation
		50 000.00							50 000.00	50 000.00	50 000.00	Payment vouchers			
CPSD -45	Review and submit the Employment Equity Plan	Municipal Transformation and Organizational Development	To effectively and efficiently recruit and retain competent Human Capital and sound labour relations	Review and submit the Employment Equity Plan	CDM	Number of activities performed in compliance with the Employment Equity Act	3 activities performed in compliance with the Employment Equity Act	3 activities performed in compliance with the Employment Equity Act by June 2016	No target for the quarter	1 activities performed in compliance with the Employment Equity Act	1 activities performed in compliance with the Employment Equity Act	1 activities performed in compliance with the Employment Equity Act	Opex	None	Employment equity report
CPSD -46	Employment Equity Plan	Municipal Transformation and Organizational Development	To effectively and efficiently recruit and retain competent Human Capital and sound labour relations	Implementation of the Employment Equity Plan	CDM	Percentage of filled positions occupied by employees from Employment Equity target groups employed in the four highest levels of management in compliance with	97 Percent of filled positions occupied by employees from Employment Equity target groups employed	97 Percent of filled positions occupied by employees from Employment Equity target groups employed in the four highest levels of management in compliance with	97 Percent of filled positions occupied by employees from Employment Equity target groups employed	97 Percent of filled positions occupied by employees from Employment Equity target groups employed in the four highest	97 Percent of filled positions occupied by employees from Employment Equity target groups employed	97 Percent of filled positions occupied by employees from Employment Equity target groups employed	Opex	None	Report on implementation of the Employment Equity targets

Project No.	Project Name	Key Performance Area	Strategic Objectives	Project Description (major activities)	Location	Key performance indicator	Baseline	2015/16 Annual Targets	Quarter 1 Targets	Quarter 2 Targets	Quarter 3 Targets	Quarter 4 Targets	2015/16 Annual Budget	Reason for review/ variance	Mean of verification
						the Employment Equity Act	in the four highest levels of management in compliance with the Employment Equity Act	the Employment Equity Act by June 2016	in the four highest levels of management in compliance with the Employment Equity Act	levels of management in compliance with the Employment Equity Act	in the four highest levels of management in compliance with the Employment Equity Act	in the four highest levels of management in compliance with the Employment Equity Act			

Business Unit	Finance Department - Vote 4
Outcome 9:	Responsive, Accountable, Effective and Efficient Local Government System
Outputs 1 & 7:	<ul style="list-style-type: none"> Implement a differentiated approach to municipal financing, planning and support Administrative and financial capability
Key Strategic Organisational Objectives:	<ul style="list-style-type: none"> To enhance financial viability and management

Project No.	Key performance area	Strategic Objectives	Project Name	Project Description (major activities)	Location	Key performance indicator	Baseline	2015/16 Annual Targets	Quarter 1 Targets	Quarter 2 Targets	Quarter 3 Targets	Quarter 4 Targets	2015/16 Annual Budget	Reason for review/variance	Means of verification
BUDGET AND TREASURY															
FD-01	Financial Viability	To prepare a credible and realistic budget in line with MFMA timelines	Budget Compliance	To prepare a credible adjustment budget and annual budget to be tabled and adopted as per Municipal Finance Management Act (MFMA) timelines	CDM	Number of approved credible adjustment budget as per Municipal Finance Management Act (MFMA) by 28 February	1 approved 2014/15 credible adjustment budget as per Municipal Finance Management Act (MFMA) by 28 February	1 approved 2015/16 credible adjustment budget as per Municipal Finance Management Act (MFMA) by 28 February	No target for the quarter	No target for the quarter	1 approved 2015/16 credible adjustment budget as per Municipal Finance Management Act (MFMA) by 28 February	No target for the quarter	Opex	None	1 Adjustment budget adopted by council
						Number of draft credible annual budgets tabled as per Municipal Finance Management Act (MFMA) by 31 March	1 draft 2015/16 annual budget tabled as per Municipal Finance Management Act (MFMA) by 31 March	1 draft 2016/17 annual budget tabled as per Municipal Finance Management Act (MFMA) by 31 March	No target for the quarter	No target for the quarter	1 draft 2016/17 annual budget tabled as per Municipal Finance Management Act (MFMA) by 31 March	No target for the quarter	Opex	None	1 draft 2016/17 budget adopted by council
						Number of credible annual budgets	1 Credible 2015/16 annual budget	1 Credible 2016/17 annual	No target for the quarter	No target for the quarter	No target for the quarter	1 Credible 2016/17 annual budget	Opex		1 2016/17 annual budget adopted by

Project No.	Key performance area	Strategic Objectives	Project Name	Project Description (major activities)	Location	Key performance indicator	Baseline	2015/16 Annual Targets	Quarter 1 Targets	Quarter 2 Targets	Quarter 3 Targets	Quarter 4 Targets	2015/16 Annual Budget	Reason for review/variance	Means of verification
						adopted as per Municipal Finance Management Act (MFMA) by 30 May	adopted as per Municipal Finance Management Act (MFMA) by 30 May	budget adopted as per Municipal Finance Management Act (MFMA) by 30 May				adopted as per Municipal Finance Management Act (MFMA) by 30 May			council
FD-02	Financial Viability	To prepare and submit credible financial information	Financial reporting	To prepare and submit credible financial information	CDM	Number of quarterly financial statements submitted to stakeholders within 25 working days after the end of the quarter	3 quarterly financial statements submitted to stakeholders within 25 working days after the end of the quarter	3 quarterly financial statements submitted to stakeholders within 25 working days after the end of the quarter	No target for the quarter	1 quarterly financial statements submitted to stakeholders within 25 working days after the end of the quarter	1 quarterly financial statements submitted to stakeholders within 25 working days after the end of the quarter	1 quarterly financial statements submitted to stakeholders within 25 working days after the end of the quarter	Opex	None	Quarterly financial statements
						Number of Unqualified audit opinion	1 Unqualified audit opinion	1 Unqualified audit opinion	No target for the quarter	1 Unqualified audit opinion	No target for the quarter	No target for the quarter	Opex	None	Auditors report
						Number of annual financial statements and performance reports submitted to the Auditor General by 31 st August	1 annual financial statement and performance reports submitted to the Auditor General by 31 st	1 annual financial statement and performance reports submitted to the Auditor General by 31 st	1 annual financial statement and performance reports submitted to the Auditor General by 31 st	No target for the quarter	No target for the quarter	No target for the quarter	Opex	None	2014/15 Annual financial statements

Project No.	Key performance area	Strategic Objectives	Project Name	Project Description (major activities)	Location	Key performance indicator	Baseline	2015/16 Annual Targets	Quarter 1 Targets	Quarter 2 Targets	Quarter 3 Targets	Quarter 4 Targets	2015/16 Annual Budget	Reason for review/variance	Means of verification
							August	Auditor General by 31 st August	August						
						Number of MFMA reports submitted to relevant stakeholders within required timelines	1 draft budget submitted within 10 working days after tabling to Treasury	1 draft budget submitted within 10 working days after tabling to Treasury	No target for the quarter	No target for the quarter	No target for the quarter	1 draft budget submitted within 10 working days after tabling to Treasury	Opex	None	Acknowledgment from Treasury of report being submitted
							1 final budget submitted within 10 working days after approval to Treasury	1 final budget submitted within 10 working days after approval to Treasury	No target for the quarter	No target for the quarter	No target for the quarter	1 final budget submitted within 10 working days after approval to Treasury	Opex	None	Acknowledgment from Treasury of report being submitted
							1 set of budget return submitted by 20 July to Treasury	1 set of budget return submitted by 20 July to Treasury	1 set of budget return submitted by 20 July to Treasury	No target for the quarter	No target for the quarter	No target for the quarter	Opex	None	Proof of budget returns submitted
							4 quarterly MFMA budget return submitted within 30	4 quarterly MFMA budget return submitted	1 quarterly MFMA budget return submitted within 30	1 quarterly MFMA budget return submitted within 30	1 quarterly MFMA budget return submitted within 30	1 quarterly MFMA budget return submitted within 30	Opex	None	Proof of report being submitted

Project No.	Key performance area	Strategic Objectives	Project Name	Project Description (major activities)	Location	Key performance indicator	Baseline	2015/16 Annual Targets	Quarter 1 Targets	Quarter 2 Targets	Quarter 3 Targets	Quarter 4 Targets	2015/16 Annual Budget	Reason for review/variance	Means of verification
							working days to Treasury	within 30 working days to Treasury	working days to Treasury	working days to Treasury	working days to Treasury	working days to Treasury			
							12 monthly budget statements submitted within 10 working days after month-end to treasury	12 monthly budget statements submitted within 10 working days after month-end to treasury	3 monthly budget statements submitted within 10 working days after month-end to treasury	3 monthly budget statements submitted within 10 working days after month-end to treasury	3 monthly budget statements submitted within 10 working days after month-end to treasury	3 monthly budget statements submitted within 10 working days after month-end to treasury	Opex	None	Proof of report being submitted
						Number of reports on SCOA implementation plan	4 quarterly reports on SCOA Implementation plan submitted	4 quarterly reports on SCOA Implementation plan submitted	1 quarterly reports on SCOA Implementation plan submitted	1 quarterly reports on SCOA Implementation plan submitted	1 quarterly reports on SCOA Implementation plan submitted	1 quarterly reports on SCOA Implementation plan submitted	Opex	None	reports on SCOA Implementation plan
FD-03	Financial Viability	To ensure financial viability and sustainability	Treasury management	Monthly monitoring over the financial processes regarding cash flow management	CDM	Number of monthly cash flow projections, bank and investment reconciliations prepared	12 cash flow projections, bank and investment reconciliations prepared	12 cash flow projections, bank and investment reconciliations prepared	3 cash flow projections, bank and investment reconciliations prepared	3 cash flow projections, bank and investment reconciliations prepared	3 cash flow projections, bank and investment reconciliations prepared	3 cash flow projections, bank and investment reconciliations prepared	Opex	None	Cash flow projections, bank and investment reconciliations reviewed
REVENUE MANAGEMENT															

Project No.	Key performance area	Strategic Objectives	Project Name	Project Description (major activities)	Location	Key performance indicator	Baseline	2015/16 Annual Targets	Quarter 1 Targets	Quarter 2 Targets	Quarter 3 Targets	Quarter 4 Targets	2015/16 Annual Budget	Reason for review/variance	Means of verification
FD-04	Financial Viability	To ensure all revenue due to municipality is collected	Revenue management	To collect 100% of revenue billed and VAT due to municipality	CDM	Number of water billing, Value Added Tax (VAT), investment income, debtors and sundry reconciliations performed	12 of water billing, Value Added Tax (VAT), investment income, debtors and sundry reconciliations performed	12 of water billing, Value Added Tax (VAT), investment income, debtors and sundry reconciliations performed	3 of water billing, Value Added Tax (VAT), investment income, debtors and sundry reconciliations performed	3 of water billing, Value Added Tax (VAT), investment income, debtors and sundry reconciliations performed	3 of water billing, Value Added Tax (VAT), investment income, debtors and sundry reconciliations performed	3 of water billing, Value Added Tax (VAT), investment income, debtors and sundry reconciliations performed	Opex	None	Water billing, Value Added Tax (VAT), investment income, debtors and sundry reconciliations reviewed
				To collect 100% of revenue billed and VAT due to municipality.	CDM	Percentage of water collection from service charges billed	10 percent of water collection from service charges billed	10 percent of water collection from service charges billed	2.5 percent of water collection from service charges billed	5 percent of water collection from service charges billed	7.5 percent of water collection from service charges billed	10 percent of water collection from service charges billed	Equitable share – R 6 000 000	None	Billing reconciliation reviewed
	Financial Viability								1500 000.00	1500 000.00	1500 000.00	1500 000.00			Payment Vouchers
EXPENDITURE															
FD-05	Financial Viability	To ensure effective and efficient payment of liabilities within set time frame and in compliance with MFMA	Payables	Adhere to service standards and MFMA for payment of liabilities	CDM	Percentage creditors reconciled and paid within 30 days	80 percent creditors reconciled and paid within 30 days	80 percent creditors reconciled and paid within 30 days	80 percent creditors reconciled and paid within 30 days	80 percent creditors reconciled and paid within 30 days	80 percent creditors reconciled and paid within 30 days	80 percent creditors reconciled and paid within 30 days	Opex	None	Payment reconciliation report and proof of payment within 30 days

Project No.	Key performance area	Strategic Objectives	Project Name	Project Description (major activities)	Location	Key performance indicator	Baseline	2015/16 Annual Targets	Quarter 1 Targets	Quarter 2 Targets	Quarter 3 Targets	Quarter 4 Targets	2015/16 Annual Budget	Reason for review/variance	Means of verification
FD-06	Financial Viability	To ensure effective and efficient payment of salaries and related costs	Employee benefits	Accurate payment of salaries and related costs monthly	CDM	Number of payroll runs and reconciliations performed	12 payroll runs and reconciliations performed	12 payroll runs and reconciliations performed	3 payroll runs and reconciliations performed	3 payroll runs and reconciliations performed	3 payroll runs and reconciliations performed	3 payroll runs and reconciliations performed	Opex	None	Payroll reconciliations performed reviewed
				Accurate payment of salaries and related costs monthly	CDM	Number of employee cost benefit evaluations performed	1 Employee cost benefit evaluation performed for 2014/15	1 Employee cost benefit evaluation performed for 2015/16	1 Employee cost benefit evaluation performed for 2015/16	No target for the quarter	No target for the quarter	No target for the quarter	Equitable share – R 75 000	None	Report on employee cost benefit evaluation
	Financial Viability										75 000.00	0	0	0	
SUPPLY CHAIN MANAGEMENT															
FD-07	Financial Viability	To ensure that the resources required to fulfil the needs identified in the strategic plan of the institution are efficient and effective	Demand management	Development and Implement the procurement plan	CDM	Number of reports on municipal procurement plan developed and implemented	1 report on municipal procurement plan developed and implemented	1 municipal procurement plan developed and implemented	No target for the quarter	1 report on municipal procurement plan implemented	No target for the quarter	No target for the quarter	Opex	None	Report on municipal procurement plan developed and implemented
				Update municipal database for Service Providers	CDM	Number of reports on municipal database for Service Providers	1 report on municipal database for Service Providers	1 report on municipal database for Service Providers	No target for the quarter	1 municipal database for Service Providers	No target for the quarter	No target for the quarter	Opex	None	Reports on municipal database for Service Providers

Project No.	Key performance area	Strategic Objectives	Project Name	Project Description (major activities)	Location	Key performance indicator	Baseline	2015/16 Annual Targets	Quarter 1 Targets	Quarter 2 Targets	Quarter 3 Targets	Quarter 4 Targets	2015/16 Annual Budget	Reason for review/variance	Means of verification
		(at the correct time, price and place and that the quantity and quality will satisfy those needs)				Providers updated	updated	e for Service Providers updated		updated					updated
				Supply Chain Management (SCM) requirements linked to the budget	CDM	Percentage of Supply Chain Management (SCM) requirements that are linked to the budget	100 percent of Supply Chain Management (SCM) requirements that are linked to the budget	100 percent of Supply Chain Management (SCM) requirements that are linked to the budget	100 percent of Supply Chain Management (SCM) requirements that are linked to the budget	100 percent of Supply Chain Management (SCM) requirements that are linked to the budget	100 percent of Supply Chain Management (SCM) requirements that are linked to the budget	100 percent of Supply Chain Management (SCM) requirements that are linked to the budget	Opex	None	Appointment register
FD-08	Financial Viability	Please consider crafting a smart objective rather than putting a statement	Acquisition management	Issue orders for goods and services before delivery of services	CDM	Percentage of orders issued within 7 working days after appointment	95 Percent of orders issued within 7 working days after appointment	95 Percent of orders issued within 7 working days after appointment	95 Percent of orders issued within 7 working days after appointment	95 Percent of orders issued within 7 working days after appointment	95 Percent of orders issued within 7 working days after appointment	95 Percent of orders issued within 7 working days after appointment	Opex	None	Appointment letter and order issued
				Compliance to the SCM regulations	CDM	Percentage of compliance to the SCM regulations that result in R nil irregular expenditure	100 percent of compliance to the SCM regulations that result in R nil irregular expenditure	100 percent of compliance to the SCM regulations that result in R nil irregular expenditure	100 percent of compliance to the SCM regulations that result in R nil irregular expenditure	100 percent of compliance to the SCM regulations that result in R nil irregular expenditure	100 percent of compliance to the SCM regulations that result in R nil irregular expenditure	100 percent of compliance to the SCM regulations that result in R nil irregular expenditure	Opex	None	Zero irregular expenditure

Project No.	Key performance area	Strategic Objectives	Project Name	Project Description (major activities)	Location	Key performance indicator	Baseline	2015/16 Annual Targets	Quarter 1 Targets	Quarter 2 Targets	Quarter 3 Targets	Quarter 4 Targets	2015/16 Annual Budget	Reason for review/variance	Means of verification
				Prepare and submit bid documents for evaluation, adjudication award and contracting	CDM	Number of days taken to appoint service providers since advertising of goods and services	90 days taken to appoint service providers since advertising of goods and services	90 days taken to appoint service providers since advertising of goods and services	90 days taken to appoint service providers since advertising of goods and services	90 days taken to appoint service providers since advertising of goods and services	90 days taken to appoint service providers since advertising of goods and services	90 days taken to appoint service providers since advertising of goods and services	Opex	None	Appointment letters
				Compliance to the SCM regulations		Number of days taken to submit list of irregular, fruitless and wasteful expenditure to COHGTA and AGSA	30 days taken to submit list of irregular, fruitless and wasteful expenditure to COHGTA and AGSA	30 days taken to submit list of irregular, fruitless and wasteful expenditure to COHGTA and AGSA	30 days taken to submit list of irregular, fruitless and wasteful expenditure to COHGTA and AGSA	30 days taken to submit list of irregular, fruitless and wasteful expenditure to COHGTA and AGSA	30 days taken to submit list of irregular, fruitless and wasteful expenditure to COHGTA and AGSA	30 days taken to submit list of irregular, fruitless and wasteful expenditure to COHGTA and AGSA	Opex	None	Report on irregular, fruitless and wasteful expenditure to COHGTA and AGSA
FD-09	Financial Viability	To ensure proper valuation, safeguarding, optimisation and disposal of municipal assets in compliance with relevant legislation	Assets and logistics management	Periodic stock counting	CDM	Number of inventory verifications performed	12 inventory verifications performed	12 inventory verifications performed	3 inventory verifications performed	3 inventory verifications performed	3 inventory verifications performed	3 inventory verifications performed	Opex	None	Inventory verifications report
	Financial Viability			Periodic asset counting	CDM	Number of asset verifications performed	2 asset verifications performed	2 asset verifications performed	1 asset verification performed	No target for the quarter	1 asset verification performed	No target for the quarter	OPEX	None	Asset verification report
				Regular update and/or maintenance of asset	CDM	Number of inventory and asset registers compiled and updated	1 inventory and one asset register compiled	1 inventory and one asset register compiled	1 inventory and one asset register compiled	No target for the quarter	No target for the quarter	No target for the quarter	Opex	None	Inventory and asset register reviewed

Project No.	Key performance area	Strategic Objectives	Project Name	Project Description (major activities)	Location	Key performance indicator	Baseline	2015/16 Annual Targets	Quarter 1 Targets	Quarter 2 Targets	Quarter 3 Targets	Quarter 4 Targets	2015/16 Annual Budget	Reason for review/variance	Means of verification
				register			and updated	compiled and updated	and updated						
FD-10	Financial Viability	To ensure proper valuation, safeguarding, optimisation and disposal of municipal assets in compliance with relevant legislation	Assets management (Unbundling of infrastructure assets)	Unbundling of infrastructure assets	CDM	Percentage of infrastructure assets unbundled in accordance with the accounting framework	100 percent of infrastructure assets unbundled in accordance with the accounting framework	100 percent of infrastructure assets unbundled in accordance with the accounting framework	100 percent of infrastructure assets unbundled in accordance with the accounting framework	No target for the quarter	No target for the quarter	No target for the quarter	3 000 000	None	Asset unbundling report
	Financial Viability														
FD-11	Financial Viability	Disposal is the final process when an institution needs to do away with unserviceable, redundant or obsolete movable assets.	Disposal management	Disposal of assets done in accordance with the MFMA	CDM	Percentage of disposal of assets done in accordance with the MFMA	100 Percent of disposal of assets done in accordance with the MFMA	100 Percent of disposal of assets done in accordance with the MFMA	100 Percent of disposal of assets done in accordance with the MFMA	No target for the quarter	100 Percent of disposal of assets done in accordance with the MFMA	No target for the quarter	Equitable share – R 105 000	None	Asset disposal report
	Financial Viability														

Business Unit				Development Planning and Environmental Management Services Department – Vote 5											
Outcome 9:				Responsive, Accountable, Effective and Efficient Local Government System											
Outputs:				<ul style="list-style-type: none"> • Implement a differentiated approach to municipal financing, planning, and support • Improving access to basic services • Implementation of the community works programme • Actions supportive of human settlement outcome 											
Key Strategic Organizational Objectives:				<ul style="list-style-type: none"> • To provide sustainable basic services and infrastructure development 											
Project No.	Key performance Area	Strategic Objectives	Project Name	Project Description (major activities)	Location	Key performance indicator	Baseline	2015/16 Annual Targets	Quarter 1 Targets	Quarter 2 Targets	Quarter 3 Targets	Quarter 4 Targets	2015/16 Annual Budget	Reasons for review/ variance	Means of verification
TRANSPORT															
DPEMS-01	Basic Service Delivery	To coordinate and promote reliable, safe road network, efficient, accessible and affordable transport services	Development of Public transport rural roads infrastructure plan	Public transport rural roads infrastructure planning	CDM	Number of Public Rural Roads Infrastructure plans developed	1 Rural roads infrastructure database	1 Rural Roads Infrastructure plan developed	Traffic Data, Bridge Condition Surveys, Mapping of the Visuals, Extended road visual condition assessments	Traffic Data, Bridge Condition Surveys, Mapping of the Visuals, Extended road visual condition assessments	Traffic Data, Bridge Condition Surveys, Mapping of the Visuals, Extended road visual condition assessments	1 rural roads infrastructure plan developed	1 921 000.00	None	Reports
	Financial Viability														
DPEMS-	Basic Service	To	Development	Development	CDM	Percentage	District	30	25%	50%	75% of	100%	556 000.0	None	Reports

Business Unit						Development Planning and Environmental Management Services Department – Vote 5									
Outcome 9:						Responsive, Accountable, Effective and Efficient Local Government System									
Outputs:						<ul style="list-style-type: none"> • Implement a differentiated approach to municipal financing, planning, and support • Improving access to basic services • Implementation of the community works programme • Actions supportive of human settlement outcome 									
Key Strategic Organizational Objectives:						<ul style="list-style-type: none"> • To provide sustainable basic services and infrastructure development 									
Project No.	Key performance Area	Strategic Objectives	Project Name	Project Description (major activities)	Location	Key performance indicator	Baseline	2015/16 Annual Targets	Quarter 1 Targets	Quarter 2 Targets	Quarter 3 Targets	Quarter 4 Targets	2015/16 Annual Budget	Reasons for review/ variance	Means of verification
02	Delivery	coordinate and promote reliable, safe road network, efficient, accessible and affordable transport services	Development of District Road Master Plan	Development of District Road Master Plan		Development of District Road Master Plan	Integrated Transport plan	percent (data collection, traffic pattern travel forecasts)	of District Roads Master Plan developed i.e. Travel Forecasts, Land – use forecasts(SDF) analysis, Economic Forecast analysis, Determination of travel Growth rates, Identification of Network capacities & Deficiencies	of District Roads Master Plan developed i.e. Travel Forecasts, Land – use forecasts(SDF) analysis, Economic Forecast analysis, Determination of travel Growth rates, Identification of Network capacities & Deficiencies	District Roads Master Plan developed i.e. Long Term Roads master Plan, Roads hierarchy, Roads classes, capacity analysis, prioritisation model, cost estimate and implementation strategy. Road Master Plan	of District Roads Master Plan developed i.e. Long Term Roads master Plan, Roads hierarchy, Roads classes, capacity analysis, prioritisation model, cost estimate and implementation strategy. Road Master Plan	0		
	Financial Viability								139 000.00	139 000.00	139 000.00	139 000.00			Expenditure Budget
DPEMS-05	Basic Service Delivery	To coordinate and	Road safety awareness	Promote road safety in the district	CDM	Number of road safety awareness	36 Road safety educatio	5 road safety awareness	1 road safety awareness	1 road safety awareness	2 road safety awareness	1 road safety awareness	80 000.00		Attendance Register and reports

Business Unit		Development Planning and Environmental Management Services Department – Vote 5													
Outcome 9:		Responsive, Accountable, Effective and Efficient Local Government System													
Outputs:		<ul style="list-style-type: none"> • Implement a differentiated approach to municipal financing, planning, and support • Improving access to basic services • Implementation of the community works programme • Actions supportive of human settlement outcome 													
Key Strategic Organizational Objectives:		<ul style="list-style-type: none"> • To provide sustainable basic services and infrastructure development 													
Project No.	Key performance Area	Strategic Objectives	Project Name	Project Description (major activities)	Location	Key performance indicator	Baseline	2015/16 Annual Targets	Quarter 1 Targets	Quarter 2 Targets	Quarter 3 Targets	Quarter 4 Targets	2015/16 Annual Budget	Reasons for review/ variance	Means of verification
	Financial Viability	promote reliable, safe road network, efficient, accessible and affordable transport services	campaign			campaign conducted	and communications campaign facilitated and coordinated	s campaign initiatives conducted	s campaign initiatives conducted	s campaign initiatives conducted	s campaign initiatives conducted	s campaign initiatives conducted			
									10 000.00	15 000	40 000.00	15 000.00			Expenditure Budget

Business Unit	Development Planning and Environmental Management Services Department
Outcome 9:	Responsive, Accountable, Effective and Efficient Local Government System
Outputs:	<ul style="list-style-type: none"> • Implement a differentiated approach to municipal financing, planning, and support • Actions supportive of human settlement outcomes
Key Strategic Organizational Objectives:	<ul style="list-style-type: none"> • To improve spatial development and environmental management

Project No.	Key Performance Area	Strategic Objectives	Project Name	Project Description (major activities)	Location	Key performance indicator	Baseline	2015/16 Annual Targets	Quarter 1 Targets	Quarter 2 Targets	Quarter 3 Targets	Quarter 4 Targets	2015/16 Annual Budget	Reason for review / variance	Means of Verification
ENVIRONMENTAL MANAGEMENT															
DPEMS-06	Basic Services	To protect the environment	Management of the Lepelle Nkumpi landfill site	Management of the Lepelle Nkumpi landfill site for 8 months	(Senwabarwana)	Number of landfill management reports compiled	4 Landfill Management Reports	4 Landfill Management Reports compiled	1 landfill management report	1 landfill management report	1 landfill management report	1 landfill management report	2 600 000.00	None	Reports
	Financial Viability								0	0	0	2 600 000.00			
DPEMS-09	Basic Services	To protect the environment	Laboratory analysis air quality (Air quality monitoring)	Passive ambient air quality monitoring (Laboratory Analysis Air Quality)	All municipal areas	Number of reports on passive ambient air quality monitoring results	4 reports on passive ambient air quality monitoring results	4 reports on passive ambient air quality monitoring results	1 quarterly report on passive ambient air quality monitoring results	1 quarterly report on passive ambient air quality monitoring results	1 quarterly report on passive ambient air quality monitoring results	1 quarterly report on passive ambient air quality monitoring results	21 000	None	Reports
	Financial Viability								5 000	5 000	5 000	6 000			

Project No.	Key Performance Area	Strategic Objectives	Project Name	Project Description (major activities)	Location	Key performance indicator	Baseline	2015/16 Annual Targets	Quarter 1 Targets	Quarter 2 Targets	Quarter 3 Targets	Quarter 4 Targets	2015/16 Annual Budget	Reason for review / variance	Means of Verification
ENVIRONMENTAL MANAGEMENT															
DPEMS -10	Basic Services	To protect the environment	Air quality monitoring (Repair & Calibration of equipment)	Repair & calibration of air quality monitoring equipment	CDM	Number of monitoring stations repaired and calibrated	5 monitoring stations repaired and calibrated	5 monitoring stations repaired and calibrated	Availability of Terms of Reference and tender advertised	Tender Evaluation Report and appointment	2 Monitoring stations repaired and calibrated	3 Monitoring stations repaired and calibrated	115 000	None	Reports
	Financial Viability								0	0	0	115 000.			
DPEMS -14	Basic Services	To protect the environment	Support to WESSA (Wildlife and Environmental Society of South Africa) Eco-Schools Environmental Education Awareness Campaign	Environmental awareness programme for school children	All municipal areas in the district	Number of signed MoU's and progress reports for transfer of funds to WESSA	1 Signed MoU and 4 progress reports for transfer of funds to WESSA	1 Signed MoU and 4 progress reports for transfer of funds to WESSA	No target for the quarter	No target for the quarter	1 Signed MoU and 4 progress reports for transfer of funds to WESSA	No target for the quarter	151 000	None	Signed MoU and 4 progress reports
	Financial Viability								0	0	151 000	0			
DPEMS -15	Basic Services	To protect the environment	Strategic Environmental Analysis (SEA) for	Compilation of a Strategic Environmental	All 5LMs	Number of SEA reports compiled	1 SEA Report compiled	1 SEA Report compiled	Availability of Terms of Reference and	Tender Evaluation Report and	Progress report on SEA conducted	1 SEA (Strategic Environmental	728 000	None	Reports

Project No.	Key Performance Area	Strategic Objectives	Project Name	Project Description (major activities)	Location	Key performance indicator	Baseline	2015/16 Annual Targets	Quarter 1 Targets	Quarter 2 Targets	Quarter 3 Targets	Quarter 4 Targets	2015/16 Annual Budget	Reason for review / variance	Means of Verification
ENVIRONMENTAL MANAGEMENT															
			SDFs	Assessment for Blouberg LM					tender advertised	appointment		Analysis) conducted and final report			
	Financial Viability								0	0	0	728 000			Invoices
DPEMS -16	Basic Services	To protect the environment	Alien plant eradication project	Eradication of alien plants to create EPWP jobs	Blouberg, Lepelle-Nkumpi, Polokwane, Molemole & Aganang LM	Number of EPWP jobs created through alien plant eradication project	100 EPWP jobs created through alien plant eradication project	100 EPWP jobs created through alien plant eradication project	Availability of Terms of Reference (TOR) and Availability of Memorandum of Understanding (MOU)	Availability of equipment and proof of transfer of funds	50 EPWP (Extended Public Works Programme) jobs created	50 EPWP (Extended Public Works Programme) jobs created	1 145 000	None	Reports
	Financial Viability								0	0	572 500.00	572 500.00			Invoices
DPEMS -17	Basic Services	To protect the environment	Green and beautifying the district	Planting of trees for greening and beautifying the district	All municipal areas	Number of trees planted	500 Trees planted	350 Trees planted	Availability of Tender Terms of Reference and tender advertised	Tender Evaluation Report and appointment	175 Trees planted	175 Trees planted	250 000	None	Service Level Agreement & Reports
	Financial Viability								0	0	250 000	0			Invoice

Project No.	Key Performance Area	Strategic Objectives	Project Name	Project Description (major activities)	Location	Key performance indicator	Baseline	2015/16 Annual Targets	Quarter 1 Targets	Quarter 2 Targets	Quarter 3 Targets	Quarter 4 Targets	2015/16 Annual Budget	Reason for review / variance	Means of Verification
ENVIRONMENTAL MANAGEMENT															
DPEMS -18	Basic Services	To protect the environment	Purchasing of 10 Recycling units	Purchasing of waste equipment for recycling purposes	All municipal areas	Number of recycling units/depots purchased	10 recycling units/depots purchased	10 recycling units/depots purchased	Availability of Terms of Reference and tender advertised	1 Tender evaluation report	Appointment of service provider	10 recycling units distributed	186 000	None	SLA, Delivery Note, Distribution Report
	Financial Viability								0	0	0	186 000			Invoice
DPEMS -19	Basic Services	To protect the environment	Purchasing of a waste truck	Purchasing of waste trucks for local municipalities	Local Municipalities	Number of waste trucks purchased	2 Waste trucks purchased	1 waste truck purchased (Lepelle-Nkumpi)	Availability of a Budget Verification and waste truck specifications	Progress report on the availability of a waste truck for Lepelle-Nkumpi LM	Progress report on the availability of a waste truck for Lepelle-Nkumpi LM	1 waste truck purchased (Lepelle-Nkumpi)	1 800 000	None	Delivery note/waste truck
	Financial Viability								0	0	0	1 800 000			Invoice Expenditure
DPEMS -20	Basic Services	To protect the environment	Environmental awareness campaign	Conduct environmental awareness campaign in the communities	CDM	Number of environmental awareness campaigns conducted	4 environmental awareness campaigns conducted	6 environmental awareness campaigns conducted	1 environmental awareness campaigns conducted	1 environmental awareness campaigns conducted	2 environmental awareness campaigns conducted	2 environmental awareness campaigns conducted	312 000	None	Campaign Reports
	Financial Viability								20 000	20 000	250 000	22 000			Expenditure
DPEMS -21	Basic Services	To protect the environment	Environmental compliance inspection	Conduct environmental compliance inspection	CDM	Number of environmental compliance inspection conducted	4 environmental compliance	4 environmental compliance	1 environmental compliance	1 environmental compliance	1 environmental compliance	1 environmental compliance	(Opex)	None	Reports

Project No.	Key Performance Area	Strategic Objectives	Project Name	Project Description (major activities)	Location	Key performance indicator	Baseline	2015/16 Annual Targets	Quarter 1 Targets	Quarter 2 Targets	Quarter 3 Targets	Quarter 4 Targets	2015/16 Annual Budget	Reason for review / variance	Means of Verification
ENVIRONMENTAL MANAGEMENT															
							inspections	inspections conducted	inspections conducted	inspections conducted	inspections conducted	inspections conducted			
DPEMS-22	Basic Services	To protect the environment	Rain harvesting at schools	Rainwater harvesting at schools	Blouberg LM	Number of schools provided with equipment to harvest and store rain water	6 schools provided with equipment to harvest and store rain water	4 schools provided with equipment to harvest and store rain water	Availability of Terms of Reference and tender advertised	Tender evaluation report and appointment	2 Schools equipped to harvest and store rainwater	2 Schools equipped to harvest and store rainwater	208 000	None	SLA Report
	Financial Viability								0	0	0	208 000			Invoice & Expenditure

Business Unit						Development Planning and Environmental Management Services Department Vote -5									
Outcome 9:						Responsive, Accountable, Effective and Efficient Local Government System									
Outputs:						<ul style="list-style-type: none"> • Implementation of the community works programme; • Actions supportive of human settlement outcome; 									
Key Strategic Organizational Objectives:						<ul style="list-style-type: none"> • To enhance conditions for economic growth and job creation 									
Project No.	Key performance Area	Strategic Objectives	Project Name	Project Description (major activities)	Location	Key performance indicator	Baseline	2015/16 Annual Targets	Quarter 1 Targets	Quarter 2 Targets	Quarter 3 Targets	Quarter 4 Targets	2015/16 Annual Budget	Reasons for review/ variance	Means of verification
LOCAL ECONOMIC DEVELOPMENT															
DPEM S-23	Local Economic Development	To create a conducive environment and ensure support to key economic sectors (Agriculture, tourism, manufacturing and mining)	LED stakeholder engagement	Hosting of LED forum meetings to integrate plans	CDM	Number of LED Forum Meetings held	4 LED Forum meetings held	4 LED Forum/ stakeholder engagement Meetings held	One (1) LED Forum/ stakeholder engagement meeting held	One (1) LED Forum/ stakeholder engagement meeting held	One (1) LED Forum/ stakeholder engagement meeting held	One (1) LED Forum/ stakeholder engagement meeting held	OPEX	None	Attendance registers and Reports
DPEM S-24	Local Economic Development		CDM Economic Profile	Compilation of district economic profile	CDM	Number of district Economic profiles produced	One (1) district Economic Profile produced	1 district economic profile produced	Data collection	Draft District Economic Profile produced	Last draft Economic Profile produced and distributed to stakeholders for comment	One (1) district Economic Profile produced	OPEX	None	District economic profile
DPEM S-25	Local Economic Development		Job creation Monitoring	Monitor and report on the number of	CDM	Number of job creation reports	Four (4) job creation	4 job creation reports	One (1) quarterly job	One (1) quarterly job	One (1) quarterly job	One (1) quarterly job	OPEX	None	Job creation reports

Business Unit						Development Planning and Environmental Management Services Department Vote -5									
Outcome 9:						Responsive, Accountable, Effective and Efficient Local Government System									
Outputs:						<ul style="list-style-type: none"> Implementation of the community works programme; Actions supportive of human settlement outcome; 									
Key Strategic Organizational Objectives:						<ul style="list-style-type: none"> To enhance conditions for economic growth and job creation 									
Project No.	Key performance Area	Strategic Objectives	Project Name	Project Description (major activities)	Location	Key performance indicator	Baseline	2015/16 Annual Targets	Quarter 1 Targets	Quarter 2 Targets	Quarter 3 Targets	Quarter 4 Targets	2015/16 Annual Budget	Reasons for review/ variance	Means of verification
				jobs created in the district		developed	reports developed (jobs created by the district)	developed (jobs created by the district)	creation report developed (jobs created by the district)	creation report developed (jobs created by the district)	creation report developed (jobs created by the district)	creation report developed (jobs created by the district)			
DEPM S-26	Local Economic Development	To create a conducive environment and ensure support to key economic sectors (Agriculture, tourism, manufacturing and mining)	Entrepreneurship support for schools & SMMEs	Coordination of school competition	CDM	Number of school Entrepreneurship competition held	On (1) School Entrepreneurship competition held	One (1) School Entrepreneurship competition held	Consultation with key stakeholders	Identification Selection of schools	Coaching sessions conducted	One (1) School Entrepreneurship competition held	110 000.00	None	School Entrepreneur competition and attendance registers
	Financial Viability								0	0	0	110 000.00	Expenditure Budget		
DPEM S-27	Local Economic Development	To create a conducive environment and ensure support to key economic sectors (Agriculture, tourism, manufacturing and mining)	SMME support (exhibition and transport)	Facilitate the exhibition of SMME products (exhibition)	CDM	Number of SMME exhibitions coordinated	06 SMME exhibitions coordinated	05 SMME exhibitions coordinated	One (1) SMME exhibition coordinated	One (1) SMME exhibition coordinated	One (1) SMME exhibition coordinated	Two (2) SMME exhibition coordinated	364 000.00	None	Reports and attendance register
	Financial Viability								91 000.00	91 000.00	91 000.00	91 000.00	Expenditure budget		
DPEM S-28	Local Economic Development		Monitoring of Cooperativ	Provide support to co-	CDM	Number of monitoring reports	4 monitoring	4 Monitoring of	1 Monitoring of	1 Monitoring of	1 Monitoring of	1 Monitoring of	OPEX	None	Monitoring reports

Business Unit						Development Planning and Environmental Management Services Department Vote -5									
Outcome 9:						Responsive, Accountable, Effective and Efficient Local Government System									
Outputs:						<ul style="list-style-type: none"> • Implementation of the community works programme; • Actions supportive of human settlement outcome; 									
Key Strategic Organizational Objectives:						<ul style="list-style-type: none"> • To enhance conditions for economic growth and job creation 									
Project No.	Key performance Area	Strategic Objectives	Project Name	Project Description (major activities)	Location	Key performance indicator	Baseline	2015/16 Annual Targets	Quarter 1 Targets	Quarter 2 Targets	Quarter 3 Targets	Quarter 4 Targets	2015/16 Annual Budget	Reasons for review/ variance	Means of verification
			es	operatives through monitoring and evaluation		developed	reports developed	Cooperatives	Cooperatives developed	Cooperatives developed	Cooperatives developed	Cooperatives developed			
DPEM S-30	Local Economic Development		LED Skills Training	Training of Community Co-operatives	CDM	Number of Led training sessions held	One (1) LED training session held	2 LED training sessions held	Consultation on the training to be held	Draft project charter	Appointment of service provider	Two (2) LED training session held	310 000.00	None	Minutes, attendance registers, draft project charter, appointment letter, training manual and report.
	Financial Viability		Capacity building for Community Cooperatives						0	0	0	310 000.00			

Business Unit:					DEVELOPMENT PLANNING AND ENVIRONMENTAL MANAGEMENT SERVICES										
Outcome 9:					Responsive, Accountable, Effective and Efficient Local Government System										
Outputs:					Implement a Differentiated Approach to Municipal Financing, Planning, and Support										
Project No.	Key performance Area	Strategic Objectives	Project Name	Project Description (major activities)	Location	Key performance indicator	Baseline	2015/16 Annual Targets	Quarter 1 Targets	Quarter 2 Targets	Quarter 3 Targets	Quarter 4 Targets	2015/16 Annual Budget	Reasons for review/ variance	Means of verification
SPATIAL PLANNING															
DPEMS-31	Spatial Planning and Rationale	To manage and coordinate spatial planning within the district	Spatial planning and awareness session (Traditional Authorities)	Spatial Planning Awareness	Molemole and Lepelle-Nkumpi LMs.	Number of spatial awareness sessions held	5 Spatial planning awareness held	5 Spatial planning awareness held	2 Spatial planning awareness held	2 Spatial planning awareness held	1 Spatial planning awareness held	No target for the quarter	76 000	None	Report/Attendance register
	Financial viability								29 000	29 000	18 000	0			
DPEMS-32	Spatial Planning and Rationale								District Joint Municipal Planning Tribunal (Implementation of SPLUMA)	New	CDM	Percentage of implementation of District Joint Municipal Planning Tribunal	New Indicator	100 percent implementation of District Joint Municipal Planning Tribunal	100 percent implementation of District Joint Municipal Planning Tribunal
	Financial viability	208 000	208 000	208 000	208 000	Expenditure budget									
DPEMS-33	Spatial Planning and Rationale	Development of the Spatial Development Framework (SDF)	Development of (SDF)	CDM	Number of the Spatial Development Framework (SDF) developed	1 SDF available	1 Spatial Development Framework (SDF) developed	No target for the quarter							No target for the quarter

Business Unit:					DEVELOPMENT PLANNING AND ENVIRONMENTAL MANAGEMENT SERVICES										
Outcome 9:					Responsive, Accountable, Effective and Efficient Local Government System										
Outputs:					Implement a Differentiated Approach to Municipal Financing, Planning, and Support										
Project No.	Key performance Area	Strategic Objectives	Project Name	Project Description (major activities)	Location	Key performance indicator	Baseline	2015/16 Annual Targets	Quarter 1 Targets	Quarter 2 Targets	Quarter 3 Targets	Quarter 4 Targets	2015/16 Annual Budget	Reasons for review/ variance	Means of verification
	Financial Viability								0	0	0	832 000			Expenditure budget

Business Unit:					DEVELOPMENT PLANNING AND ENVIRONMENTAL MANAGEMENT SERVICES										
Outcome 9:					<ul style="list-style-type: none"> Responsive, Accountable, Effective and Efficient Local Government System 										
Outputs :					<ul style="list-style-type: none"> Implement a differentiated approach to municipal financing, planning, and support 										
Key Strategic Organisational Objectives:					<ul style="list-style-type: none"> To increase the capacity of the district to deliver its mandate 										
Project No.	Key performance Area	Strategic Objectives	Project Name	Project Description (major activities)	Location	Key performance indicator	Baseline	2015/16 Annual Targets	Quarter 1 Targets	Quarter 2 Targets	Quarter 3 Targets	Quarter 4 Targets	2015/16 Annual Budget	Reasons for review/ variance	Means of verification
INTEGRATED DEVELOPMENT PLANNING (IDP)															
DPEMS-34	Good Governance and Public Participation	To manage and coordinate the development and review of IDP/Budget within the district	Review of IDP/Budget	Review of Integrated Development Plan (IDP)	CDM	Number of IDP/Budget reviewed	1 IDP/Budget reviewed	1 IDP/Budget reviewed	IDP/Budget Framework/Process Plan prepared	Draft Status Quo Report prepared.	1 (one) 2016/17 Draft IDP/Budget reviewed	1 (one) 2016/17 Final IDP/Budget reviewed	624 000.00	None	Report
	Financial viability								90 000	0	90 000	444 000			Expenditure budget

Business Unit:			DEVELOPMENT PLANNING AND ENVIRONMENTAL MANAGEMENT SERVICES												
Outcome 9:			<ul style="list-style-type: none"> Responsive, Accountable, Effective and Efficient Local Government System 												
Outputs :			<ul style="list-style-type: none"> Implement a differentiated approach to municipal financing, planning, and support 												
Key Strategic Organisational Objectives:			<ul style="list-style-type: none"> To increase the capacity of the district to deliver its mandate 												
Project No.	Key performance Area	Strategic Objectives	Project Name	Project Description (major activities)	Location	Key performance indicator	Baseline	2015/16 Annual Targets	Quarter 1 Targets	Quarter 2 Targets	Quarter 3 Targets	Quarter 4 Targets	2015/16 Annual Budget	Reasons for review/ variance	Means of verification
DPEMS-35	Good Governance and Public Participation		Strategic Planning Sessions	Co-ordination of Strategic Planning Sessions	CDM	Number of Strategic Planning Sessions co-ordinated	Strategic Planning Sessions co-ordinated	9 Strategic Planning Sessions co-ordinated	Concept Document for Strategic Planning Sessions approved	6 Departmental Strategic Planning Sessions co-ordinated	1 Management Strategic Planning Session co-ordinated	2 Organisational Strategic Planning Session co-ordinated	551 000.00	None	Report/Attendance register
	1 IDP Management Committee Strategic Planning Session co-ordinated								80 000						
DPEMS-36	Good Governance and Public Participation		IDP Awareness Sessions	Co-ordination of IDP awareness sessions	CDM	Number of awareness sessions co-ordinated	New indicator	4 awareness sessions co-ordinated	2 IDP Awareness Sessions coordinated.	2 IDP Awareness Sessions coordinated.	No target for the quarter	No target for the quarter	70 000.00	None	Report/Attendance register
	35 000.00								35 000.00						

Project No.	Key performance Area	Strategic Objectives	Project Name	Project Description (major activities)	Location	Key performance indicator	Baseline	2015/16 Annual Targets	Quarter 1 Targets	Quarter 2 Targets	Quarter 3 Targets	Quarter 4 Targets	2015/16 Annual Budget	Reasons for review/ variance	Means of verification
EXPANDED PUBLIC WORKS PROGRAMME (EPWP)															
DPEMS-38	Local Economic Development	To address unemployment through	EPWP Incentive Grant Implementation	EPWP Incentive Grant Implementation	CDM	Percentage of EPWP Incentive Grant Implemented	100 Percent age of EPWP Incentiv	100 Percentag e of EPWP Incentive	25% of EPWP Incentive grant Implement	50% of EPWP Incentive grant Implement	75% of EPWP Incentive grant Implement	100% of EPWP Incentive grant Implement	1 165 000	None	Report/Attendance register

Project No.	Key performance Area	Strategic Objectives	Project Name	Project Description (major activities)	Location	Key performance indicator	Baseline	2015/16 Annual Targets	Quarter 1 Targets	Quarter 2 Targets	Quarter 3 Targets	Quarter 4 Targets	2015/16 Annual Budget	Reasons for review/ variance	Means of verification
	Financial viability	EPWP				d	e Grant Implemented	Grant Implemented	ed	ed	ed	ed			
									500 000	500 000	165 000	0			Expenditure budget
DPEMS-39	Local Economic Development		EPWP Coordination	EPWP Coordination	CDM	Number of EPWP work opportunities created	1 500 EPWP work opportunities created	1 650 EPWP work opportunities created	825 EPWP (Extended Public Works Programme) work opportunities created	825 EPWP (Extended Public Works Programme) work opportunities created	No target for the quarter	No target for the quarter	520 000	None	Report/Attendance register
	Financial viability								260 000	260 000	0	0			Expenditure budget

Business Unit						COMMUNITY SERVICES –Vote 6									
Outcome 9:						Responsive, Accountable, Effective and Efficient Local Government System									
Outputs 5:						<ul style="list-style-type: none"> Improving access to basic services Actions supportive of human settlement outcome 									
Key Strategic Organisational Objectives:						<ul style="list-style-type: none"> To provide sustainable basic services and infrastructure development 									
Project No.	Key performance Area	Strategic Objectives	Project Name	Project Description (major activities)	Location	Key performance indicator	Baseline	2015/16 Annual Targets	Quarter 1 Targets	Quarter 2 Targets	Quarter 3 Targets	Quarter 4 Targets	2015/16 Annual Budget	Reasons for review/ variance	Means of verification
EMERGENCY SERVICES (FIRE AND RESCUE)															

Business Unit						COMMUNITY SERVICES –Vote 6									
Outcome 9:						Responsive, Accountable, Effective and Efficient Local Government System									
Outputs 5:						<ul style="list-style-type: none"> Improving access to basic services Actions supportive of human settlement outcome 									
Key Strategic Organisational Objectives:						<ul style="list-style-type: none"> To provide sustainable basic services and infrastructure development 									
Project No.	Key performance Area	Strategic Objectives	Project Name	Project Description (major activities)	Location	Key performance indicator	Baseline	2015/16 Annual Targets	Quarter 1 Targets	Quarter 2 Targets	Quarter 3 Targets	Quarter 4 Targets	2015/16 Annual Budget	Reasons for review/ variance	Means of verification
CMSD-01	Basic Services Delivery	To ensure the provision of effective firefighting and rescue services in the whole district	Establishment of Aganang Fire station and other offices (Phased)	Establishment of Municipal offices (Aganang Fire station, Municipal Health and O & M buildings) in Phases (1-40)	Rampuru	Percentage of establishment of Municipal Offices	0%	30 percent phased- in construction of Municipal offices (Municipal Health and O & M building completed)	5 percent phased- in construction of Municipal offices (Municipal Health and O & M building completed)	10 percent phased- in construction of Municipal offices (Municipal Health and O & M building completed)	15 percent phased- in construction of Municipal offices (Municipal Health and O & M building completed)	30 percent phased- in construction of Municipal offices (Municipal Health and O & M building completed)	8 075 000.00	None	Reports
	Financial Viability								0	2 691, 667	2 691, 667	2 691 667			Payment Vouchers
CMSD-02	Basic Services Delivery	To ensure the provision of effective firefighting and rescue services in the whole district	Procurement of Be-Safe Mobile Unit	Procurement of Be-Safe Mobile Unit	CDM	Number of Be-Safe Mobile Units procured	New Indicator	1 Be-Safe Mobile Units procured	No target for the quarter	1 Be-Safe Mobile Units procured	No target for the quarter	No target for the quarter	100 000.00	None	Reports and Delivery note
	Financial Viability								0	R1000 000.00	0	0			Delivery note

Business Unit						COMMUNITY SERVICES –Vote 6									
Outcome 9:						Responsive, Accountable, Effective and Efficient Local Government System									
Outputs 5:						<ul style="list-style-type: none"> Improving access to basic services Actions supportive of human settlement outcome 									
Key Strategic Organisational Objectives:						<ul style="list-style-type: none"> To provide sustainable basic services and infrastructure development 									
Project No.	Key performance Area	Strategic Objectives	Project Name	Project Description (major activities)	Location	Key performance indicator	Baseline	2015/16 Annual Targets	Quarter 1 Targets	Quarter 2 Targets	Quarter 3 Targets	Quarter 4 Targets	2015/16 Annual Budget	Reasons for review/ variance	Means of verification
CMSD-03	Basic Services Delivery	To ensure the provision of effective firefighting and rescue services in the whole district	SANS and NFPA licenses (renewal)	SANS and NFPA licenses renewal	CDM	Number of licenses renewed.	2 license renewed	2 license renewed	No target for the quarter	No target for the quarter	2 license renewed	No target for the quarter	73 000.00	None	2 licenses renewed
	Financial Viability								0	0	73 000.00	0			
CMSD-04	Basic Services Delivery	To ensure the provision of effective firefighting and rescue services in the whole district	Fire safety awareness programme	Fire safety week	CDM area	Number of Fire safety awareness week events held.	1 fire safety awareness event held	1 fire safety awareness event held	No target for the quarter	1 fire safety awareness event held	No target for the quarter	No target for the quarter	200 000.00	None	Attendance register/Agenda
	Financial Viability									R200 000.00	0	0			
CMSD-05	Basic Services	To ensure the provision	Fire services coordination	Coordination of fire services	CDM	Number of fire services advisory forums held	1 fire services advisory forums	1 fire services advisory forums	No target for the quarter	No target for the quarter	1 fire services advisory forums	No target for the quarter	Opex	None	Attendance Register

Business Unit						COMMUNITY SERVICES –Vote 6									
Outcome 9:						Responsive, Accountable, Effective and Efficient Local Government System									
Outputs 5:						<ul style="list-style-type: none"> • Improving access to basic services • Actions supportive of human settlement outcome 									
Key Strategic Organisational Objectives:						<ul style="list-style-type: none"> • To provide sustainable basic services and infrastructure development 									
Project No.	Key performance Area	Strategic Objectives	Project Name	Project Description (major activities)	Location	Key performance indicator	Baseline	2015/16 Annual Targets	Quarter 1 Targets	Quarter 2 Targets	Quarter 3 Targets	Quarter 4 Targets	2015/16 Annual Budget	Reasons for review/ variance	Means of verification
		of effective firefighting and rescue services in the whole district					held	held			held				
CMSD-6	Basic Services	To ensure the provision of effective firefighting and rescue services in the whole district	Procurement of firefighting foam and servicing of fire extinguishers	Procurement of firefighting foam and servicing of fire extinguishers	CDM	Number of litres of firefighting foam procured and number of fire extinguishers serviced	21 x 25 litres drums of firefighting foam procured and 120 x 9kg of fire extinguishers serviced	21 x 25 litres drums of firefighting foam procured and 120 x 9kg of fire extinguishers serviced	No target for the quarter	21 x 25 litres drums of firefighting foam procured and 120 x 9kg of fire extinguishers serviced	No target for the quarter	No target for the quarter	63 000.00	None	Delivery note/Reports
	Financial Viability								0	63 000.00	0	0			
DISASTER MANAGEMENT															
CMSD-07	Basic Services	To promote and sustain	Non-accredited Workshop on Disaster	Conducting non-accredited workshop on disaster	LMs	Number of Disaster Management workshops	4 disaster management	4 disaster management workshops	1 disaster management workshops	1 disaster management workshops	1 disaster management workshops	1 disaster management workshops	50 000.00	None	Agenda/Attendance register

Business Unit						COMMUNITY SERVICES –Vote 6									
Outcome 9:						Responsive, Accountable, Effective and Efficient Local Government System									
Outputs 5:						<ul style="list-style-type: none"> Improving access to basic services Actions supportive of human settlement outcome 									
Key Strategic Organisational Objectives:						<ul style="list-style-type: none"> To provide sustainable basic services and infrastructure development 									
Project No.	Key performance Area	Strategic Objectives	Project Name	Project Description (major activities)	Location	Key performance indicator	Baseline	2015/16 Annual Targets	Quarter 1 Targets	Quarter 2 Targets	Quarter 3 Targets	Quarter 4 Targets	2015/16 Annual Budget	Reasons for review/ variance	Means of verification
		an integrated approach to disaster management continuum in CDM	management	management for People with disabilities and the aged.		conducted	workshops conducted	conducted	conducted	conducted	conducted	conducted			
	Financial Viability								12 500.00	12 500.00	12 500.00	12 500.00			
CMSD-08	Basic Services	To promote and sustain an integrated approach to disaster management continuum in CDM	Procurement of Disaster relief materials and shelters	Procurement of disaster relief material	CDM	Number of Disaster relief material and shelters procured	100 tents, 70 sleeping mats, 100 blankets, 140 lamps, and 100 salvage sheets, 15 foldable shacks procured	Procurement of 100 tents, 70 sleeping mats, 100 blankets, 140 lamps, and 100 salvage sheets, 15 foldable shacks	No target for the quarter	No target for the quarter	Procurement of 50 tents, 35 sleeping mats, 50 blankets, 70 lamps, and 50 salvage sheets, 5 foldable shacks	Procurement of 50 tents, 35 sleeping mats, 50 blankets, 70 lamps, and 50 salvage sheets, 10 foldable shacks	1 560 000.00	None	Disaster relief material and shelter
	Financial Viability								0	0	780 000.00	780 000.00			Delivery note
CMSD-09	Basic Services	To promote and sustain	Recruitment, engagement and	Recruitment, engagement and registration of disaster	CDM	Number of Disaster management volunteers	50 Disaster management	50 Disaster management	No target for the quarter	No target for the quarter	50 Disaster management	No target for the quarter	200 000.00	None	Reports

Business Unit						COMMUNITY SERVICES –Vote 6									
Outcome 9:						Responsive, Accountable, Effective and Efficient Local Government System									
Outputs 5:						<ul style="list-style-type: none"> Improving access to basic services Actions supportive of human settlement outcome 									
Key Strategic Organisational Objectives:						<ul style="list-style-type: none"> To provide sustainable basic services and infrastructure development 									
Project No.	Key performance Area	Strategic Objectives	Project Name	Project Description (major activities)	Location	Key performance indicator	Baseline	2015/16 Annual Targets	Quarter 1 Targets	Quarter 2 Targets	Quarter 3 Targets	Quarter 4 Targets	2015/16 Annual Budget	Reasons for review/ variance	Means of verification
	Financial Viability	an integrated approach to disaster management continuum in CDM	registration of disaster management volunteers	management volunteers		recruited, engaged and registered	volunteers recruited, engaged and registered	volunteers recruited, engaged and registered	0	0	200 000.00	0			Payment Vouchers
CMSD-10	Basic Services	To promote and sustain an integrated approach to disaster management continuum in CDM	Disaster management coordination services (Advisory Forum)	Disaster management advisory forum meetings arranged	CDM / LM	Number of disaster management advisory forums coordinated	20 disaster management advisory forum meetings coordinated	6 disaster management advisory forum meetings coordinated	1 disaster management advisory forum meetings coordinated	2 disaster management advisory forum meetings coordinated	1 disaster management advisory forum meetings coordinated	2 disaster management advisory forum meetings coordinated	60 000.00	None	Attendance register and Agenda
	Financial Viability								7500.00	7500.00	22 500.00	22 500.00			Payment Vouchers
CMSD-11	Basic Services Delivery	To promote and sustain	Disaster management awareness	International day for disaster risk reduction (IDRR)	CDM	Number of IDRR awareness events held	1 IDRR awareness event	1 IDRR awareness event held	No target for the quarter	1 IDRR awareness event held	No target for the quarter	No target for the quarter	200 000.00	None	Attendance register and concept document

Business Unit							COMMUNITY SERVICES –Vote 6								
Outcome 9:							Responsive, Accountable, Effective and Efficient Local Government System								
Outputs 5:							<ul style="list-style-type: none"> Improving access to basic services Actions supportive of human settlement outcome 								
Key Strategic Organisational Objectives:							<ul style="list-style-type: none"> To provide sustainable basic services and infrastructure development 								
Project No.	Key performance Area	Strategic Objectives	Project Name	Project Description (major activities)	Location	Key performance indicator	Baseline	2015/16 Annual Targets	Quarter 1 Targets	Quarter 2 Targets	Quarter 3 Targets	Quarter 4 Targets	2015/16 Annual Budget	Reasons for review/ variance	Means of verification
	Financial Viability	an integrated approach to disaster management continuum in CDM	services				held		0	200 000.00	0	0			Payment Vouchers
CMSD-12	Basic Services Delivery	To promote and sustain an integrated approach to disaster management continuum in CDM	Establishment of disaster management centre	Designs, Fencing, Drilling of water and installation of water reservoir and Construction of DDMC	CDM	Number of portion of land for district disaster management center procured and rezoned	New Indicator	1 portion of land for district disaster management center procured and rezoned	Development of TOR and advertisements	1 portion of land for district disaster management center procured.	Rezoning	No target for the quarter	5000 000.00	None	Terms of reference and appointment letter
	Financial Viability								0	5000 000.00	0	0			Payment Vouchers

Project No.	Key performance Area	Strategic Objectives	Project Name	Project Description (major activities)	Location	Key performance indicator	Baseline	2015/16 Annual Targets	Quarter 1 Targets	Quarter 2 Targets	Quarter 3 Targets	Quarter 4 Targets	2015/16 Annual Budget	Reasons for review/ variance	Means of verification
MUNICIPAL HEALTH SERVICES															
CMSD-13	Basic Services Delivery	To ensure provision of effective Municipal Health Services in the District that efficiently address all the felt needs	Monitoring of food handling facilities	Monitoring of Food handling facilities for compliance with food and water quality standards	All LMs	Number of reports on monitored food handling facilities	12 reports on food handling facilities monitored	12 reports on food handling facilities monitored	3 reports on food handling facilities monitored	3 reports on food handling facilities monitored	3 reports on food handling facilities monitored	3 reports on food handling facilities monitored	Opex	None	Reports

Project No.	Key performance Area	Strategic Objectives	Project Name	Project Description (major activities)	Location	Key performance indicator	Baseline	2015/16 Annual Targets	Quarter 1 Targets	Quarter 2 Targets	Quarter 3 Targets	Quarter 4 Targets	2015/16 Annual Budget	Reasons for review/ variance	Means of verification
CMSD-14	Basic Services Delivery	and aspirations of local communities	Water quality inspected/tested at sources	Monitoring of water sources	All LM's	Number of reports on water sources inspected	12 reports on water sources inspected	12 reports on water sources inspected	3 reports on water sources inspected	3 reports on water sources inspected	3 reports on water sources inspected	3 reports on water sources inspected	Opex	None	Reports

Project No.	Key performance Area	Strategic Objectives	Project Name	Project Description (major activities)	Location	Key performance indicator	Baseline	2015/16 Annual Targets	Quarter 1 Targets	Quarter 2 Targets	Quarter 3 Targets	Quarter 4 Targets	2015/16 Annual Budget	Reasons for review/ variance	Means of verification
MUNICIPAL HEALTH SERVICES															
CMSD-15	Basic Services Delivery	To ensure provision of effective Municipal Health Services in the District that efficiently address all the felt needs and aspirations of local communities	Procurement of Food and water quality monitoring accessories	Procurement of accessories for monitoring food and water quality	CDM	Number of food and water quality monitoring accessories procured	19 boxes of food and water quality monitoring accessories procured	17 boxes of food and water quality monitoring accessories procured	Submission of specification to Supply Chain Management	Advertisement and Evaluation of the tender document	Adjudication and appointment of tender	17 boxes of food and water quality monitoring accessories procured	85 000.00	None	Reports
	Financial Viability								0	0	0	R85 000.00			Delivery note
CMSD-16	Basic Services Delivery		Procurement of Food and water quality monitoring equipment	Procurement of equipment for monitoring of food and water quality	CDM	Number of food and water quality monitoring equipment procured	5 incubators and 20 coolers boxes procured	100 food and water quality monitoring equipment procured	Submission of specification	Advertisement and Evaluation of the tender document	Adjudication and appointment of tender	100 food and water quality monitoring equipment procured	400 000.00	None	Reports
	Financial Viability								0	0	0	400 000.00			Delivery note

Project No.	Key performance Area	Strategic Objectives	Project Name	Project Description (major activities)	Location	Key performance indicator	Baseline	2015/16 Annual Targets	Quarter 1 Targets	Quarter 2 Targets	Quarter 3 Targets	Quarter 4 Targets	2015/16 Annual Budget	Reasons for review/ variance	Means of verification
CMSD-17	Basic Services Delivery	To ensure provision of effective Municipal Health Services in the District that efficiently address all the felt needs and aspirations of local communities	Food and Water control	Food and Water sampling	All LMs	Number of reports on food and water sampling	12 reports on food and water sampling	12 reports on food and water sampling	3 reports on food and water sampling	3 reports on food and water sampling	3 reports on food and water sampling	3 reports on food and water sampling	85 000	None	food and water sampling Reports
	Financial Viability								21 250.00	21 250.00	21 250.00	21 250.00			Payment Vouchers
CMSD-18	Basic Services Delivery		Planting of Moore pads	Planting of Moore pads for cholera surveillance	All LMs	Number of analysis reports on Moore pads planted	12 analysis reports on Moore pads planted	12 analysis reports on Moore pads planted	3 analysis reports on Moore pads planted	3 analysis reports on Moore pads planted	3 analysis reports on Moore pads planted	3 analysis reports on Moore pads planted	105 000.00	None	Reports on Moore pads
	Financial Viability								26 250.00	26 250.00	26 250.00	26 250.00			Payment Vouchers

Project No.	Key performance Area	Strategic Objectives	Project Name	Project Description (major activities)	Location	Key performance indicator	Baseline	2015/16 Annual Targets	Quarter 1 Targets	Quarter 2 Targets	Quarter 3 Targets	Quarter 4 Targets	2015/16 Annual Budget	Reasons for review/ variance	Means of verification
MUNICIPAL HEALTH SERVICES															
CMSD-19	Basic Services Delivery	To ensure provision of effective Municipal Health Services in the District that efficiently address all the felt needs and aspirations of local communities	Communicable disease monitoring and control	Follow-up of reported communicable diseases	All LMs	Number of reports on communicable diseases cases followed up	12 reports on reported communicable diseases followed up	12 reports on reported communicable diseases followed up	3 reports on reported communicable diseases followed up	3 reports on reported communicable diseases followed up	3 reports on reported communicable diseases followed up	3 reports on reported communicable diseases followed up	Opex	None	Reports
CMSD-20	Basic Services Delivery		Monitoring compliance with health legislation of non-food handling premises	Monitoring of non-food handling premises	All LMs	Number of reports on non-food handling premises monitored	12 reports on non-food handling premises monitored	12 reports on non-food handling premises monitored	3 reports on non-food handling premises monitored	3 reports on non-food handling premises monitored	3 reports on non-food handling premises monitored	3 reports on non-food handling premises monitored	Opex	None	Reports

Project No.	Key performance Area	Strategic Objectives	Project Name	Project Description (major activities)	Location	Key performance indicator	Baseline	2015/16 Annual Targets	Quarter 1 Targets	Quarter 2 Targets	Quarter 3 Targets	Quarter 4 Targets	2015/16 Annual Budget	Reasons for review/ variance	Means of verification
MUNICIPAL HEALTH SERVICES															
CMSD -21	Basic Services Delivery	To ensure provision of effective Municipal Health Services in the District that efficiently address all the felt needs and aspirations of local communities	World Environmental Health Day Commemoration	Coordination and hosting of World Environmental Health Day Commemoration	CDM	Number of World Environmental Health Day coordinated.	New Indicator	1 World Environmental Health Day coordinated	No target for the quarter	1 World Environmental Health Day coordinated.	No target for the quarter	No target for the quarter	120 000.00	None	Reports
	Financial Viability								0	120 000.00	0	0			
CMSD -22	Basic Services	To ensure coordination of health and social services	District Health Council	District Health Council Coordination	CDM	Number of District Health Council Coordinated	New Indicator	4 District Health Councils coordinated	1 District Health Councils coordinated	1 District Health Councils coordinated	1 District Health Councils coordinated	1 District Health Councils coordinated	Opex	None	Attendance register and the Agenda
CMSD -23	Basic Services		District Anti-Drug Action Committee	Coordination of District Anti-Drug action Committee	CDM	Number of District Anti-Drug Action Committee	New Indicator	4 District Anti-Drug Action Committee	1 District Anti-Drug Action Committee	1 District Anti-Drug Action Committee	1 District Anti-Drug Action Committee	1 District Anti-Drug Action Committee	Opex	None	Attendance register and the Agenda

Project No.	Key performance Area	Strategic Objectives	Project Name	Project Description (major activities)	Location	Key performance indicator	Baseline	2015/16 Annual Targets	Quarter 1 Targets	Quarter 2 Targets	Quarter 3 Targets	Quarter 4 Targets	2015/16 Annual Budget	Reasons for review/ variance	Means of verification
CMUSD -24	Basic Services	To ensure coordination of health and social services	District Home Affairs Forums	Coordination of District Home Affairs Forums	CDM	Number of District Home Affairs Forums Coordinated	New Indicator	4 District Home Affairs Forums Coordinated	1 District Home Affairs Forums Coordinated	1 District Home Affairs Forums Coordinated	1 District Home Affairs Forums Coordinated	1 District Home Affairs Forums Coordinated	Opex		Agenda and Attendance Register

Project No.	Key performance Area	Strategic Objectives	Project Name	Project Description (major activities)	Location	Key performance indicator	Baseline	2015/16 Annual Targets	Quarter 1 Targets	Quarter 2 Targets	Quarter 3 Targets	Quarter 4 Targets	2015/16 Annual Budget	Reasons for review/ variance	Means of verification
-------------	----------------------	----------------------	--------------	--	----------	---------------------------	----------	------------------------	-------------------	-------------------	-------------------	-------------------	-----------------------	------------------------------	-----------------------

Project No.	Key performance Area	Strategic Objectives	Project Name	Project Description (major activities)	Location	Key performance indicator	Baseline	2015/16 Annual Targets	Quarter 1 Targets	Quarter 2 Targets	Quarter 3 Targets	Quarter 4 Targets	2015/16 Annual Budget	Reasons for review/ variance	Means of verification
SPORTS, RECREATION, ARTS AND CULTURE															
CMSD-25	Basic Service Delivery	To ensure co-ordination and promotion of sports and recreation, arts and culture in Capricorn District Municipality	Community Safety Forums	Coordination of two community safety forums	CDM	Number of Community safety forums coordinated	2 Community safety forums coordinated	2 Community safety forums coordinated	No target for the quarter	1 Community safety forum coordinated	No target for the quarter	1 Community safety forum coordinated	40 000.00	None	Agenda/Attendance Register
	Financial Viability								0	20 000.00	0	20 000.00			
CMSD-26	Basic Service Delivery		Heritage event celebration	Celebration of one heritage event	Local Municipalities	Number of heritage events celebrated	1 heritage event celebrated	1 heritage event celebrated	1 heritage event celebrated	No target for the quarter	No target for the quarter	No target for the quarter	115 000.00	None	Attendance Register/Agenda
	Financial Viability								115 000.00	0	0	0			

Project No.	Key performance Area	Strategic Objectives	Project Name	Project Description (major activities)	Location	Key performance indicator	Baseline	2015/16 Annual Targets	Quarter 1 Targets	Quarter 2 Targets	Quarter 3 Targets	Quarter 4 Targets	2015/16 Annual Budget	Reasons for review/ variance	Means of verification
SPORTS, RECREATION, ARTS AND CULTURE															
CMSD-27	Basic Service Delivery	To ensure co-ordination and promotion of sports and recreation, arts and culture in Capricorn District Municipality	Refurbishment of community sport, recreation, arts and culture facilities	Refurbishment of identified community sport, recreation, arts and culture facilities in local municipalities	Local municipalities	Number of community sport, recreation, arts and culture facilities refurbished	1 community sport, recreation, arts and culture facility refurbished	1 community sport, recreation, arts and culture facility refurbished	No target for the quarter	No target for the quarter	1 community sport, recreation, arts and culture facility refurbished	No target for the quarter	215 000.00	None	Reports and pictures
	Financial Viability								0	0	215 000.00	0			
CMSD-28	Basic Service Delivery		Sports, Recreation, Arts and Culture Development programme	Organising sport, recreation, arts and culture development events in collaboration with relevant stakeholders	Local municipalities	Number of sport, recreation, arts and culture development programmes organised	1 sport, recreation, arts and culture development programme organised	1 sport, recreation, arts and culture development programme organised	No target for the quarter	No target for the quarter	No target for the quarter	1 sport, recreation, arts and culture development programme organised	115 000.00	None	Reports
	Financial Viability								0	0	0	115 000.00			

DETAILED CAPITAL WORKS PLAN OVER THREE YEARS

A detailed three year capital works plan is required to ensure sufficient detail to measure and monitor delivery of infrastructure projects. The capital works plan is indicated below:

Municipal Vote/Capital project R thousand	Program/ Project description	Proj ect num ber	ID P Go al co de 2	Individ ually Appro ved (Yes/N o)	Asset Class 3	Asset Sub-Class 3	GPS co- ordin ates 5	Total Project Estimate	Prior year outcomes		2015/16 Medium Term Revenue & Expenditure Framework			Project information	
									Audited Outcome 2013/14	Current Year 2014/15 Full Year Forecast	Budget Year 2015/16	Budget Year +1 2016/17	Budget Year +2 2017/18	War d locat ion	New or rene wal
Parent municipality: <i>List all capital projects grouped by Municipal Vote</i>															
INFRASTRUCTURE SERVICES	n/a	n/a	F	Yes	Transmission & Reticulation	Transmission & Reticulation	n/a	n/a	306 051	346 465	231 587	256 318	293 900	n/a	new
INFRASTRUCTURE SERVICES	n/a	n/a	F	Yes	Other Assets	Plant & equipment	n/a	n/a	-	-	35 772	40 248	33 247	n/a	new
COMMUNITY SERVICES	n/a	n/a	B	Yes	Fire, safety & emergency	Fire, safety & emergency	n/a	n/a	2 280	3 996	14 075	19 040	9 929	n/a	new
CORPORATE SERVICES	n/a	n/a	A	Yes	Other	Buildings	n/a	n/a	-	-	1 000	12 130	-	n/a	new
CORPORATE SERVICES	n/a	n/a	A	Yes	Computers - hardware/equipment	Computers - hardware/equipment	n/a	n/a	2 429	5 441	2 450	1 746	1 700	n/a	new

CORPORATE SERVICES	n/a	n/a	A	Yes	Plant & equipment	Plant & equipment	n/a	n/a	15 001	26 805	2 893	9 650	10 700	n/a	new
n/a	n/a	n/a	n/a	n/a	n/a	n/a	n/a	-	-	-	-	-	-	n/a	n/a
n/a	n/a	n/a	n/a	n/a	n/a	n/a	n/a	-	-	-	-	-	-	n/a	n/a
n/a	n/a	n/a	n/a	n/a	n/a	n/a	n/a	-	-	-	-	-	-	n/a	n/a
n/a	n/a	n/a	n/a	n/a	n/a	n/a	n/a	-	-	-	-	-	-	n/a	n/a
n/a	n/a	n/a	n/a	n/a	n/a	n/a	n/a	-	-	-	-	-	-	n/a	n/a
n/a	n/a	n/a	n/a	n/a	n/a	n/a	n/a	-	-	-	-	-	-	n/a	n/a
n/a	n/a	n/a	n/a	n/a	n/a	n/a	n/a	-	-	-	-	-	-	n/a	n/a
n/a	n/a	n/a	n/a	n/a	n/a	n/a	n/a	-	-	-	-	-	-	n/a	n/a
n/a	n/a	n/a	n/a	n/a	n/a	n/a	n/a	-	-	-	-	-	-	n/a	n/a
Parent Capital expenditure											287 777	339 132	349 476		
Entities: <i>List all capital projects grouped by Entity</i>															
Entity A	n/a	n/a	n/a	n/a	n/a	n/a	n/a	n/a	n/a	n/a	n/a	n/a	n/a	n/a	n/a
Water project A	n/a	n/a	n/a	n/a	n/a	n/a	n/a	n/a	n/a	n/a	n/a	n/a	n/a	n/a	n/a
Entity B	n/a	n/a	n/a	n/a	n/a	n/a	n/a	n/a	n/a	n/a	n/a	n/a	n/a	n/a	n/a
Electricity project B	n/a	n/a	n/a	n/a	n/a	n/a	n/a	n/a	n/a	n/a	n/a	n/a	n/a	n/a	n/a
	n/a	n/a	n/a	n/a	n/a	n/a	n/a	n/a	n/a	n/a	n/a	n/a	n/a	n/a	n/a
	n/a	n/a	n/a	n/a	n/a	n/a	n/a	n/a	n/a	n/a	n/a	n/a	n/a	n/a	n/a
Entity Capital expenditure									-	-	-	-	-		
Total Capital expenditure									325 761	382 706	287 777	339 132	349 476		

ANNEXURE A – CAPITAL INFRASTRUCTURE – MONTHLY EXPENDITURE PROJECTIONS

The breakdown of the monthly projected expenditure for capital infrastructure projects per vote follows:

Description R thousand	Budget Year 2015/16												Medium Term Revenue and Expenditure Framework		
	July	August	Sept.	October	Nov.	Dec.	January	Feb.	March	April	May	June	Budget Year 2015/16	Budget Year +1 2016/17	Budget Year +2 2017/18
<i>Multi-year expenditure to be appropriated</i>															
Vote 1 - SEMS												-	-	-	-
Vote 2 - INFRASTRUCTURE			13 660	13 670	13 650	11 800	13 630	13 656	11 805	12 675	12 692	8 760	125 995	214 358	61 931
Vote 3 - CORPORATE SERVICES												-	-	-	-
Vote 4 - FINANCE												-	-	-	-
Vote 5 - DPEMS												-	-	-	-
Vote 6 - COMMUNITY SERVICES					4 011			4 544		2 501		3 020	14 075	19 040	9 929
Vote 7 - [NAME OF VOTE 7]												-	-	-	-
Vote 8 - [NAME OF VOTE 8]												-	-	-	-
Vote 9 - [NAME OF VOTE 9]												-	-	-	-
Vote 10 - [NAME OF VOTE 10]												-	-	-	-

Vote 11 - [NAME OF VOTE 11]												-	-	-	-
Vote 12 - [NAME OF VOTE 12]												-	-	-	-
Vote 13 - [NAME OF VOTE 13]												-	-	-	-
Vote 14 - [NAME OF VOTE 14]												-	-	-	-
Vote 15 - [NAME OF VOTE 15]												-	-	-	-
Capital multi-year expenditure sub-total	-	-	13 660	13 670	17 660	11 800	13 630	18 199	11 805	15 176	12 692	11 779	140 070	233 398	71 860
<u>Single-year expenditure to be appropriated</u>															
Vote 1 - SEMS						155						-	155	165	-
Vote 2 - INFRASTRUCTURE			9 052	9 944	5 887	30 054	8 332	5 540	10 114	8 575	12 762	27 354	127 614	89 208	265 216
Vote 3 - CORPORATE SERVICES			1 920	950	930	1 070	917	800	1 810	932	965	747	11 043	24 826	13 700
Vote 4 - FINANCE						1 000			1 000			-	2 000	2 000	4 000
Vote 5 - DPEMS												-	-	-	-
Vote 6 - COMMUNITY SERVICES												-	-	-	-
Vote 7 - [NAME OF VOTE 7]												-	-	-	-
Vote 8 - [NAME OF VOTE 8]												-	-	-	-
Vote 9 - [NAME OF VOTE 9]												-	-	-	-
Vote 10 - [NAME OF VOTE 10]												-	-	-	-
Vote 11 - [NAME OF VOTE 11]												-	-	-	-
Vote 12 - [NAME OF VOTE 12]												-	-	-	-
Vote 13 - [NAME OF VOTE 13]												-	-	-	-
Vote 14 - [NAME OF VOTE 14]												-	-	-	-
Vote 15 - [NAME OF VOTE 15]												-	-	-	-
Capital single-year expenditure sub-total	-	-	10 972	10 894	6 817	32 279	9 249	6 340	12 924	9 508	13 728	28 101	140 812	116 199	282 916
Total Capital Expenditure	-	-	24 632	24 564	24 477	44 079	22 879	24 540	24 729	24 684	26 419	39 880	280 882	349 597	354 776

12. CONCLUSION

The municipality was able to successfully integrate the IDP, and the Budget. All the Senior Management should be evaluated and monitored on the implementation of the SDBIP which comprises largely of Key Performance Indicators and projects on a quarterly basis. Having regard to sustaining the unqualified audit opinion, performance information should also be audited. Legislative reports in the form of Mid-year Budget and Performance Assessment and the Annual Report are heavily informed by the consistent and monitoring of an SDBIP.

The SDBIP will therefore determine the performance agreements of the Municipal Manager and Executive Managers, including the outputs and deadlines for which they will be held responsible. The SDBIP is also a vital monitoring tool for the Executive Mayor and Council to monitor in-year performance of the municipal manager and for the municipal manager to monitor the performance of all managers in the municipality within the financial year. This enables the Executive Mayor and Municipal Manager to be pro-active and take remedial steps in the event of poor performance. The SDBIP aims to ensure that managers are problem-solvers, who routinely look out for unanticipated problems and resolve them as soon as possible. The SDBIP also enables the council to monitor the performance of the municipality against quarterly targets on service delivery.